



CAA 12th African Junior Athletics Championships



RESULTS RÉSULTATS

RANK BIB SURNAME & NAME NOC DATE OF BIRTH LANE R.T. TIME
POS DOS NOM ET PRENOM NAT DATE DE NAISS. CLR T.R. TEMPS



100 m - Men - First Round 100 m - Hommes - Premier Tour

WJR	9.97	LEWIS-FRANCIS Mark	1982	GBR	EDMONTON	04 AUG 2001
AJR	10.05	EZINWA Davidson	1971	NGR	BAUCHI	03 JAN 1990
CR	10.30	hMEITE Ibrahim	1976	CIV	BOUAKE	1995

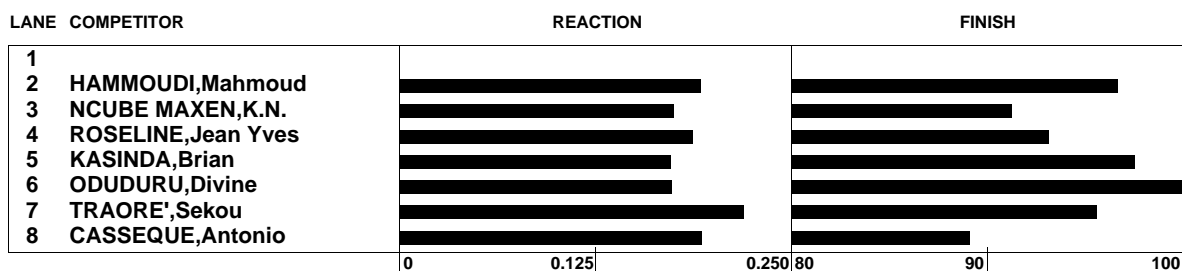
HEAT 1 OF 4 SÉRIE 1 DES 4

(Wind: -5.9 m/s)

1	169	ODUDURU Divine	NGR	6	0.174	10.91 Q
2	228	KASINDA Brian	ZAM	5	0.173	11.18 Q
3	7	HAMMOUDI Mahmoud	ALG	2	0.192	11.28 Q
4	155	TRAORE' Sekou	MLI	7	0.220	11.41
5	198	ROSELINE Jean Yves	SEY	4	0.187	11.71
6	231	NCUBE MAXEN K.N.	ZIM	3	0.175	11.95
7	15	CASSEQUE Antonio	ANG	8	0.193	12.24

Qualification: First 3 in each heat (Q) and 4 fastest (q) to Semifinal

Details: Start time:17:01 Temperature:+25°C Humidity:24%



Issued: 05/03/2015 at 17:10

Legend

DQ = Disqualified
DNF = Did Not Finish

DNS = Did Not Start
Fn = False Start





CAA 12th African Junior Athletics Championships



RESULTS RÉSULTATS

RANK	BIB	SURNAME & NAME	NOC	DATE OF BIRTH	LANE	R.T.	TIME
POS	DOS	NOM ET PRENOM	NAT	DATE DE NAISS.	CLR	T.R.	TEMPS



100 m - Men - First Round 100 m - Hommes - Premier Tour

WJR	9.97	LEWIS-FRANCIS Mark	1982	GBR	EDMONTON	04 AUG 2001
AJR	10.05	EZINWA Davidson	1971	NGR	BAUCHI	03 JAN 1990
CR	10.30	hMEITE Ibrahim	1976	CIV	BOUAKE	1995

HEAT 2 OF 4 SÉRIE 2 DES 4

(Wind: -3.9 m/s)

1	35	CISSE Gue Arthur	CIV	2	0.192	10.80 Q
2	30	THEBE Baboloki	BOT	5	0.183	11.06 Q
3	112	JOOF Alieu	GAM	3	0.143	11.11 Q
4	237	MUNYAWARARA Tafadzwa	ZIM	6	0.141	11.31 q
5	190	FAYE Abdoulaye	SEN	7	0.178	11.58
6	119	ANDEME OCHAGA Ngomu	GEQ	4	0.202	11.83

Qualification: First 3 in each heat (Q) and 4 fastest (q) to Semifinal

Details: Start time:17:10 Temperature:+25°C Humidity:24%



Issued: 05/03/2015 at 17:10

Legend

DQ = Disqualified
DNF = Did Not Finish

DNS = Did Not Start
Fn = False Start





CAA 12th African Junior Athletics Championships



RESULTS RÉSULTATS

RANK	BIB	SURNAME & NAME	NOC	DATE OF BIRTH	LANE	R.T.	TIME
POS	DOS	NOM ET PRENOM	NAT	DATE DE NAISS.	CLR	T.R.	TEMPS



100 m - Men - First Round 100 m - Hommes - Premier Tour

WJR	9.97	LEWIS-FRANCIS Mark	1982	GBR	EDMONTON	04 AUG 2001
AJR	10.05	EZINWA Davidson	1971	NGR	BAUCHI	03 JAN 1990
CR	10.30	hMEITE Ibrahim	1976	CIV	BOUAKE	1995

HEAT 3 OF 4 SÉRIE 3 DES 4

(Wind: -5.9 m/s)

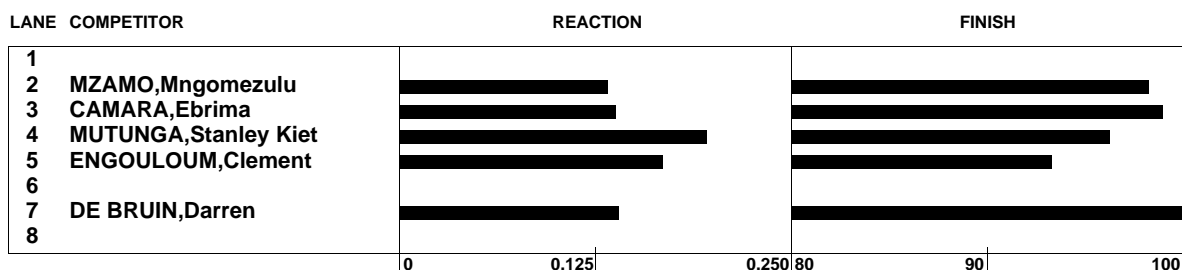
1	175	DE BRUIN Darren	RSA	7	0.140	10.89 Q
2	115	CAMARA Ebrima	GAM	3	0.138	11.00 Q
3	218	MZAMO Mngomezulu	SWZ	2	0.133	11.08 Q
4	132	MUTUNGA Stanley Kieti	KEN	4	0.196	11.31
5	40	ENGOULOUM Clement	CMR	5	0.168	11.67

NOT RANKED

102 SOLOMON JINOLO Barnabas ETH 6 DQ 162.8

Qualification: First 3 in each heat (Q) and 4 fastest (q) to Semifinal

Details: Start time:17:17 Temperature:+25°C Humidity:24%



Issued: 05/03/2015 at 17:19

Legend

DQ = Disqualified
DNF = Did Not Finish

DNS = Did Not Start
Fn = False Start





CAA 12th African Junior Athletics Championships



RESULTS RÉSULTATS

RANK BIB SURNAME & NAME NOC DATE OF BIRTH LANE R.T. TIME
POS DOS NOM ET PRENOM NAT DATE DE NAISS. CLR T.R. TEMPS



100 m - Men - First Round 100 m - Hommes - Premier Tour

WJR	9.97	LEWIS-FRANCIS Mark	1982	GBR	EDMONTON	04 AUG 2001
AJR	10.05	EZINWA Davidson	1971	NGR	BAUCHI	03 JAN 1990
CR	10.30	hMEITE Ibrahim	1976	CIV	BOUAKE	1995

HEAT 4 OF 4 SÉRIE 4 DES 4

(Wind: -2.8 m/s)

1	230	SIAME Sydney	ZAM	5	0.158	10.83 Q
2	172	PEKA Victor	NGR	4	0.184	10.84 Q
3	86	KEMAL KERETA Abdusetar	ETH	7	0.180	10.93 Q
4	39	TCHAN BI Chan Aurel	CIV	2	0.152	11.01 q
5	199	SICOBO Dyland	SEY	3	0.140	11.15 q
6	28	SEKGOPI Thabiso	BOT	6	0.182	11.22 q

NOT RANKED

117 CAMARA Seco GBS 8 DNS

Qualification: First 3 in each heat (Q) and 4 fastest (q) to Semifinal

Details: Start time:17:23 Temperature:+25°C Humidity:24%



Issued: 05/03/2015 at 17:24

Legend

DQ = Disqualified
DNF = Did Not Finish

DNS = Did Not Start
Fn = False Start





CAA 12th African Junior Athletics Championships



SUMMARY SUMMARY

RANK BIB SURNAME & NAME NOC DATE OF BIRTH HEAT LANE RANK WIND TIME
POS DOS NOM ET PRENOM NAT DATE DE NAISS. SERIE CLR POS VENT TEMPS



100 m - Men - First Round 100 m - Hommes - Premier Tour

WJR	9.97	LEWIS-FRANCIS Mark	1982	GBR	EDMONTON	04 AUG 2001
AJR	10.05	EZINWA Davidson	1971	NGR	BAUCHI	03 JAN 1990
CR	10.30	hMEITE Ibrahim	1976	CIV	BOUAKE	1995

1	35	CISSE Gue Arthur	CIV		2	2	1	-3.9	10.80	Q
2	230	SIAME Sydney	ZAM		4	5	1	-2.8	10.83	Q
3	172	PEKA Victor	NGR		4	4	2	-2.8	10.84	Q
4	175	DE BRUIN Darren	RSA		3	7	1	-5.9	10.89	Q
5	169	ODUDURU Divine	NGR		1	6	1	-5.9	10.91	Q
6	86	KEMAL KERETA Abdusetar	ETH		4	7	3	-2.8	10.93	Q
7	115	CAMARA Ebrima	GAM		3	3	2	-5.9	11.00	Q
8	39	TCHAN BI Chan Aurel	CIV		4	2	4	-2.8	11.01	q
9	30	THEBE Baboloki	BOT		2	5	2	-3.9	11.06	Q
10	218	MZAMO Mngomezulu	SWZ		3	2	3	-5.9	11.08	Q
11	112	JOOF Alieu	GAM		2	3	3	-3.9	11.11	Q
12	199	SICOCO Dyland	SEY		4	3	5	-2.8	11.15	q
13	228	KASINDA Brian	ZAM		1	5	2	-5.9	11.18	Q
14	28	SEKGOPI Thabiso	BOT		4	6	6	-2.8	11.22	q
15	7	HAMMOUDI Mahmoud	ALG		1	2	3	-5.9	11.28	Q
16	237	MUNYAWARARA Tafadzwa	ZIM		2	6	4	-3.9	11.31	q
17	132	MUTUNGA Stanley Kieti	KEN		3	4	4	-5.9	11.31	
18	155	TRAORE' Sekou	MLI		1	7	4	-5.9	11.41	
19	190	FAYE Abdoulaye	SEN		2	7	5	-3.9	11.58	
20	40	ENGOULOUM Clement	CMR		3	5	5	-5.9	11.67	
21	198	ROSELINE Jean Yves	SEY		1	4	5	-5.9	11.71	
22	119	ANDEME OCHAGA Ngomu	GEQ		2	4	6	-3.9	11.83	
23	231	NCUBE MAXEN K.N.	ZIM		1	3	6	-5.9	11.95	
24	15	CASSEQUE Antonio	ANG		1	8	7	-5.9	12.24	

NOT RANKED

117	CAMARA Seco	GBS		4	8	-2.8	DNS
102	SOLOMON JINOLO Barnabas	ETH		3	6	-5.9	DQ 162.8

Qualification: First 3 in each heat (Q) and 4 fastest (q) to Semifinal

Legend

DQ = Disqualified
DNF = Did Not Finish

DNS = Did Not Start
Fn = False Start





CAA 12th African Junior Athletics Championships



QUALIFIED QUALIFIED

RANK BIB SURNAME & NAME NOC DATE OF BIRTH HEAT LANE RANK WIND TIME
POS DOS NOM ET PRENOM NAT DATE DE NAISS. SERIE CLR POS VENT TEMPS



100 m - Men - First Round 100 m - Hommes - Premier Tour

WJR	9.97	LEWIS-FRANCIS Mark	1982	GBR	EDMONTON	04 AUG 2001
AJR	10.05	EZINWA Davidson	1971	NGR	BAUCHI	03 JAN 1990
CR	10.30	hMEITE Ibrahim	1976	CIV	BOUAKE	1995

1	35	CISSE Gue Arthur	CIV		2	2	1	-3.9	10.80	Q
2	230	SIAME Sydney	ZAM		4	5	1	-2.8	10.83	Q
4	175	DE BRUIN Darren	RSA		3	7	1	-5.9	10.89	Q
5	169	ODUDURU Divine	NGR		1	6	1	-5.9	10.91	Q
3	172	PEKA Victor	NGR		4	4	2	-2.8	10.84	Q
7	115	CAMARA Ebrima	GAM		3	3	2	-5.9	11.00	Q
9	30	THEBE Baboloki	BOT		2	5	2	-3.9	11.06	Q
13	228	KASINDA Brian	ZAM		1	5	2	-5.9	11.18	Q
6	86	KEMAL KERETA Abdusetar	ETH		4	7	3	-2.8	10.93	Q
10	218	MZAMO Mngomezulu	SWZ		3	2	3	-5.9	11.08	Q
11	112	JOOF Alieu	GAM		2	3	3	-3.9	11.11	Q
15	7	HAMMOUDI Mahmud	ALG		1	2	3	-5.9	11.28	Q
8	39	TCHAN BI Chan Aurel	CIV		4	2	4	-2.8	11.01	q
12	199	SICOBO Dyland	SEY		4	3	5	-2.8	11.15	q
14	28	SEKGOPI Thabiso	BOT		4	6	6	-2.8	11.22	q
16	237	MUNYAWARARA Tafadzwa	ZIM		2	6	4	-3.9	11.31	q

Qualification: First 3 in each heat (Q) and 4 fastest (q) to Semifinal

Legend

DQ = Disqualified
DNF = Did Not Finish

DNS = Did Not Start
Fn = False Start





CAA 12th African Junior Athletics Championships



RESULTS RÉSULTATS

RANK	BIB	SURNAME & NAME	NOC	DATE OF BIRTH	LANE	R.T.	TIME
POS	DOS	NOM ET PRENOM	NAT	DATE DE NAISS.	CLR	T.R.	TEMPS



100 m - Men - Semifinal 100 m - Hommes - Demi-finale

WJR	9.97	LEWIS-FRANCIS Mark	1982	GBR	EDMONTON	04 AUG 2001
AJR	10.05	EZINWA Davidson	1971	NGR	BAUCHI	03 JAN 1990
CR	10.30	hMEITE Ibrahim	1976	CIV	BOUAKE	1995

SEMIFINAL 1 DEMI FINALE 1

(Wind: -2.9 m/s)

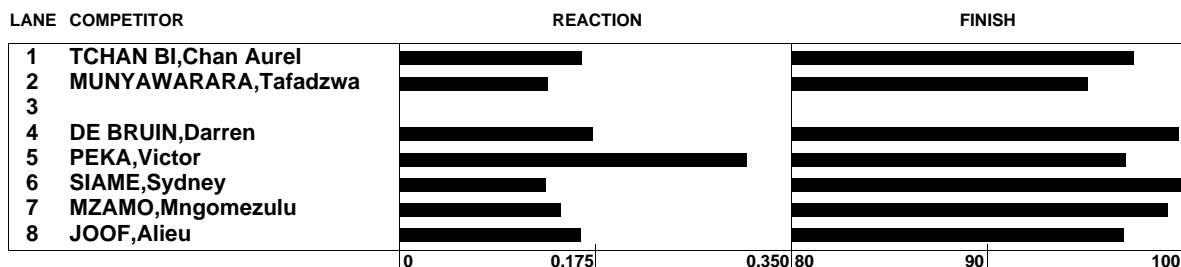
1	230	SIAME Sydney	ZAM	6	0.131	10.68 Q
2	175	DE BRUIN Darren	RSA	4	0.172	10.70 Q
3	218	MZAMO Mngomezulu	SWZ	7	0.144	10.76 Q
4	39	TCHAN BI Chan Aurel	CIV	1	0.163	10.95
5	172	PEKA Victor	NGR	5	0.310	11.00
6	112	JOOF Alieu	GAM	8	0.162	11.01
7	237	MUNYAWARARA Tafadzwa	ZIM	2	0.132	11.22

NOT RANKED

30 THEBE Baboloki BOT 3 DNS

Qualification: First 3 in each heat (Q) and 2 fastest (q) to Final

Details: Start time:18:56 Temperature:+22°C Humidity:20%



Issued: 05/03/2015 at 19:02

Legend

DQ = Disqualified
DNF = Did Not Finish

DNS = Did Not Start
Fn = False Start





CAA 12th African Junior Athletics Championships



RESULTS RÉSULTATS

RANK	BIB	SURNAME & NAME	NOC	DATE OF BIRTH	LANE	R.T.	TIME
POS	DOS	NOM ET PRENOM	NAT	DATE DE NAISS.	CLR	T.R.	TEMPS



100 m - Men - Semifinal 100 m - Hommes - Demi-finale

WJR	9.97	LEWIS-FRANCIS Mark	1982	GBR	EDMONTON	04 AUG 2001
AJR	10.05	EZINWA Davidson	1971	NGR	BAUCHI	03 JAN 1990
CR	10.30	hMEITE Ibrahim	1976	CIV	BOUAKE	1995

SEMIFINAL 2 DEMI FINALE 2

(Wind: -1.2 m/s)

1	169	ODUDURU Divine	NGR	4	0.184	10.46 Q
2	35	CISSE Gue Arthur	CIV	3	0.179	10.64 Q
3	115	CAMARA Ebrima	GAM	6	0.184	10.78 Q
4	86	KEMAL KERETA Abdusetar	ETH	8	0.178	10.85 q
5	199	SICOBO Dyland	SEY	1	0.123	10.93 q
6	28	SEKGOPI Thabiso	BOT	2	0.138	11.02
7	7	HAMMOUDI Mahmoud	ALG	7	0.191	11.02
8	228	KASINDA Brian	ZAM	5	0.196	11.17

Qualification: First 3 in each heat (Q) and 2 fastest (q) to Final

Details:

Start time:19:07

Temperature:+22°C

Humidity:20%



Issued: 05/03/2015 at 19:08

Legend

DQ = Disqualified
DNF = Did Not Finish

DNS = Did Not Start
Fn = False Start





CAA 12th African Junior Athletics Championships



SUMMARY SUMMARY

RANK BIB SURNAME & NAME NOC DATE OF BIRTH HEAT LANE RANK WIND TIME
POS DOS NOM ET PRENOM NAT DATE DE NAISS. SERIE CLR POS VENT TEMPS



100 m - Men - Semifinal 100 m - Hommes - Demi-finale

WJR	9.97	LEWIS-FRANCIS Mark	1982	GBR	EDMONTON	04 AUG 2001
AJR	10.05	EZINWA Davidson	1971	NGR	BAUCHI	03 JAN 1990
CR	10.30	hMEITE Ibrahim	1976	CIV	BOUAKE	1995

1	169	ODUDURU Divine	NGR		2	4	1	-1.2	10.46	Q
2	35	CISSE Gue Arthur	CIV		2	3	2	-1.2	10.64	Q
3	230	SIAME Sydney	ZAM		1	6	1	-2.9	10.68	Q
4	175	DE BRUIN Darren	RSA		1	4	2	-2.9	10.70	Q
5	218	MZAMO Mngomezulu	SWZ		1	7	3	-2.9	10.76	Q
6	115	CAMARA Ebrima	GAM		2	6	3	-1.2	10.78	Q
7	86	KEMAL KERETA Abdusetar	ETH		2	8	4	-1.2	10.85	q
8	199	SICOBO Dyland	SEY		2	1	5	-1.2	10.93	q
9	39	TCHAN BI Chan Aurel	CIV		1	1	4	-2.9	10.95	
10	172	PEKA Victor	NGR		1	5	5	-2.9	11.00	
11	112	JOOF Alieu	GAM		1	8	6	-2.9	11.01	
12	28	SEKGOPI Thabiso	BOT		2	2	6	-1.2	11.02	
13	7	HAMMOUDI Mahmoud	ALG		2	7	7	-1.2	11.02	
14	228	KASINDA Brian	ZAM		2	5	8	-1.2	11.17	
15	237	MUNYAWARARA Tafadzwa	ZIM		1	2	7	-2.9	11.22	

NOT RANKED

30 THEBE Baboloki BOT 1 3 -2.9 DNS

Qualification: First 3 in each heat (Q) and 2 fastest (q) to Final

Legend

DQ = Disqualified
DNF = Did Not Finish

DNS = Did Not Start
Fn = False Start





CAA 12th African Junior Athletics Championships



QUALIFIED QUALIFIED

RANK BIB SURNAME & NAME NOC DATE OF BIRTH HEAT LANE RANK WIND TIME
POS DOS NOM ET PRENOM NAT DATE DE NAISS. SERIE CLR POS VENT TEMPS



100 m - Men - Semifinal 100 m - Hommes - Demi-finale

WJR	9.97	LEWIS-FRANCIS Mark	1982	GBR	EDMONTON	04 AUG 2001
AJR	10.05	EZINWA Davidson	1971	NGR	BAUCHI	03 JAN 1990
CR	10.30	hMEITE Ibrahim	1976	CIV	BOUAKE	1995

1	169	ODUDURU Divine		NGR		2	4	1	-1.2	10.46	Q
3	230	SIAME Sydney		ZAM		1	6	1	-2.9	10.68	Q
2	35	CISSE Gue Arthur		CIV		2	3	2	-1.2	10.64	Q
4	175	DE BRUIN Darren		RSA		1	4	2	-2.9	10.70	Q
5	218	MZAMO Mngomezulu		SWZ		1	7	3	-2.9	10.76	Q
6	115	CAMARA Ebrima		GAM		2	6	3	-1.2	10.78	Q
7	86	KEMAL KERETA Abdusetar		ETH		2	8	4	-1.2	10.85	q
8	199	SICOBO Dyland		SEY		2	1	5	-1.2	10.93	q

Qualification: First 3 in each heat (Q) and 2 fastest (q) to Final

Legend

DQ = Disqualified
DNF = Did Not Finish

DNS = Did Not Start
Fn = False Start





CAA 12th African Junior Athletics Championships



RESULTS RÉSULTATS

RANK	BIB	SURNAME & NAME	NOC	DATE OF BIRTH	LANE	R.T.	TIME
POS	DOS	NOM ET PRENOM	NAT	DATE DE NAISS.	CLR	T.R.	TEMPS



100 m - Men - Final 100 m - Hommes - Finale

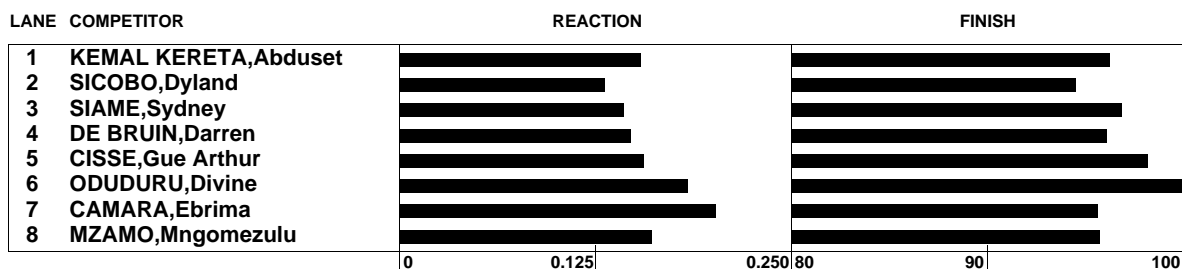
WJR	9.97	LEWIS-FRANCIS Mark	1982	GBR	EDMONTON	04 AUG 2001
AJR	10.05	EZINWA Davidson	1971	NGR	BAUCHI	03 JAN 1990
CR	10.30	hMEITE Ibrahim	1976	CIV	BOUAKE	1995

FINAL FINALE

(Wind: -1.1 m/s)

1	169	ODUDURU Divine	NGR	6	0.184	10.44
2	35	CISSE Gue Arthur	CIV	5	0.156	10.63
3	230	SIAME Sydney	ZAM	3	0.143	10.77
4	86	KEMAL KERETA Abdusetar	ETH	1	0.154	10.84
5	175	DE BRUIN Darren	RSA	4	0.148	10.86
6	218	MZAMO Mngomezulu	SWZ	8	0.161	10.90
7	115	CAMARA Ebrima	GAM	7	0.202	10.91
8	199	SICOBO Dyland	SEY	2	0.131	11.04

Details: Start time:17:30 Temperature:+25°C Humidity:17%



Issued: 06/03/2015 at 17:31

Legend

DQ = Disqualified
DNF = Did Not Finish

DNS = Did Not Start
Fn = False Start

Addis Ababa (ETH) 5th - 8th march 2015

CLV-ASM.3.4.1 / 1

Data processing by Microplus Informatica - www.microplus.it - Timing by TimeTronics - www.timetrronics.be

(Printed at 06/03/2015 at 17:31)





CAA 12th African Junior Athletics Championships



RESULTS RÉSULTATS

RANK BIB SURNAME & NAME NOC DATE OF BIRTH LANE R.T. TIME
POS DOS NOM ET PRENOM NAT DATE DE NAISS. CLR T.R. TEMPS



200 m - Men - First Round 200 m - Hommes - Premier Tour

WJR	19.93	BOLT Usain	1986	JAM	DEVONSHIRE	11 APR 2004
AJR	20.16	DEMPERS Riaan	1977	RSA	GERMISTON	07 APR 1995
CR	20.76	MEITE Ibrahim	1976	CIV	BOUAKE	1995

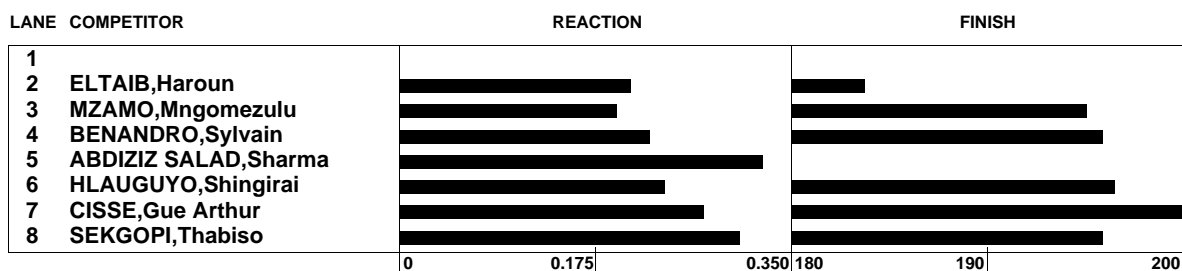
HEAT 1 OF 4 SÉRIE 1 DES 4

(Wind: -3.5 m/s)

1	35	CISSE Gue Arthur	CIV	7	0.272	21.58 Q
2	232	HLAUGUYO Shingirai	ZIM	6	0.237	21.96 Q
3	137	BENANDRO Sylvain	MAD	4	0.224	22.03 Q
4	28	SEKGOPI Thabiso	BOT	8	0.304	22.03 q
5	218	MZAMO Mngomezulu	SWZ	3	0.194	22.12 q
6	212	ELTAIB Haroun	SUD	2	0.207	23.48
7	201	ABDIZIZ SALAD Sharmaarke	SOM	5	0.324	26.41

Qualification: First 3 in each heat (Q) and 4 fastest (q) to Semifinal

Details: Start time:10:58 Temperature:+20°C Humidity:30%



Issued: 07/03/2015 at 11:00

Legend

DQ = Disqualified
DNF = Did Not Finish

DNS = Did Not Start
Fn = False Start





CAA 12th African Junior Athletics Championships



RESULTS RÉSULTATS

RANK	BIB	SURNAME & NAME	NOC	DATE OF BIRTH	LANE	R.T.	TIME
POS	DOS	NOM ET PRENOM	NAT	DATE DE NAISS.	CLR	T.R.	TEMPS



200 m - Men - First Round 200 m - Hommes - Premier Tour

WJR	19.93	BOLT Usain	1986	JAM	DEVONSHIRE	11 APR 2004
AJR	20.16	DEMPERS Riaan	1977	RSA	GERMISTON	07 APR 1995
CR	20.76	MEITE Ibrahim	1976	CIV	BOUAKE	1995

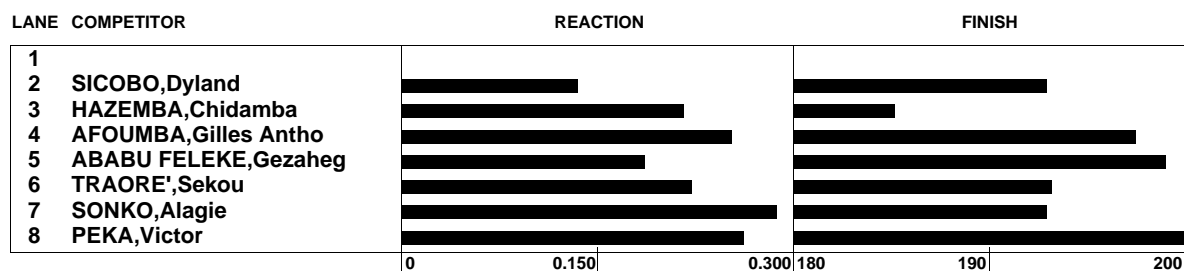
HEAT 2 OF 4 SÉRIE 2 DES 4

(Wind: -3.2 m/s)

1	172	PEKA Victor	NGR	8	0.262	21.45 Q
2	64	ABABU FELEKE Gezahegn	ETH	5	0.186	21.55 Q
3	32	AFOUMBA Gilles Anthony	CGO	4	0.253	21.72 Q
4	155	TRAORE' Sekou	MLI	6	0.222	22.20 q
5	111	SONKO Alagie	GAM	7	0.288	22.23 q
6	199	SICOBO Dyland	SEY	2	0.135	22.23
7	223	HAZEMBA Chidamba	ZAM	3	0.216	23.16

Qualification: First 3 in each heat (Q) and 4 fastest (q) to Semifinal

Details: Start time:11:04 Temperature:+20°C Humidity:30%



Issued: 07/03/2015 at 11:06

Legend

DQ = Disqualified
DNF = Did Not Finish

DNS = Did Not Start
Fn = False Start

Addis Ababa (ETH) 5th - 8th march 2015

CLV-ASM.4.1.1 / 1

Data processing by Microplus Informatica - www.microplus.it - Timing by TimeTronics - www.timetrronics.be

(Printed at 07/03/2015 at 11:25)





CAA 12th African Junior Athletics Championships



RESULTS RÉSULTATS

RANK BIB SURNAME & NAME NOC DATE OF BIRTH LANE R.T. TIME
POS DOS NOM ET PRENOM NAT DATE DE NAISS. CLR T.R. TEMPS



200 m - Men - First Round 200 m - Hommes - Premier Tour

WJR	19.93	BOLT Usain	1986	JAM	DEVONSHIRE	11 APR 2004
AJR	20.16	DEMPERS Riaan	1977	RSA	GERMISTON	07 APR 1995
CR	20.76	MEITE Ibrahim	1976	CIV	BOUAKE	1995

HEAT 3 OF 4 SÉRIE 3 DES 4

(Wind: -1.7 m/s)

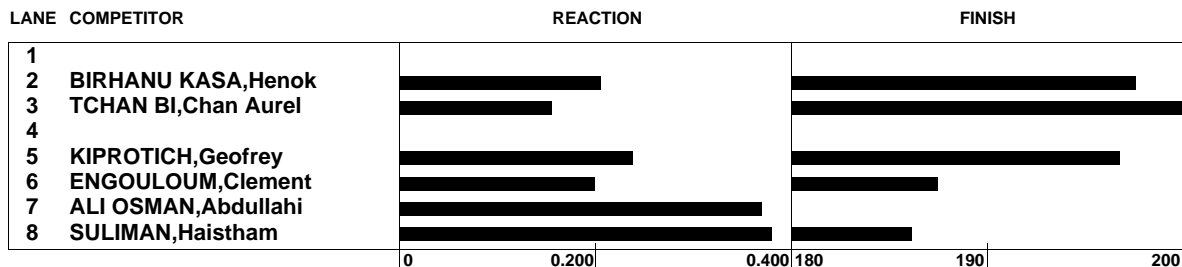
1	39	TCHAN BI Chan Aurel	CIV	3	0.155	21.51 Q
2	75	BIRHANU KASA Henok	ETH	2	0.206	21.77 Q
3	125	KIPROTICH Geoffrey	KEN	5	0.238	21.86 Q
4	40	ENGOULOUM Clement	CMR	6	0.200	22.94
5	215	SULIMAN Haistham	SUD	8	0.380	23.11
6	202	ALI OSMAN Abdullahi	SOM	7	0.370	27.31

NOT RANKED

226 EKAJU Sam UGA 4 DNS

Qualification: First 3 in each heat (Q) and 4 fastest (q) to Semifinal

Details: Start time:11:11 Temperature:+20°C Humidity:30%



Issued: 07/03/2015 at 11:12

Legend

DQ = Disqualified
DNF = Did Not Finish

DNS = Did Not Start
Fn = False Start





CAA 12th African Junior Athletics Championships



RESULTS RÉSULTATS

RANK	BIB	SURNAME & NAME	NOC	DATE OF BIRTH	LANE	R.T.	TIME
POS	DOS	NOM ET PRENOM	NAT	DATE DE NAISS.	CLR	T.R.	TEMPS



200 m - Men - First Round 200 m - Hommes - Premier Tour

WJR	19.93	BOLT Usain	1986	JAM	DEVONSHIRE	11 APR 2004
AJR	20.16	DEMPERS Riaan	1977	RSA	GERMISTON	07 APR 1995
CR	20.76	MEITE Ibrahim	1976	CIV	BOUAKE	1995

HEAT 4 OF 4 SÉRIE 4 DES 4

(Wind: -3.4 m/s)

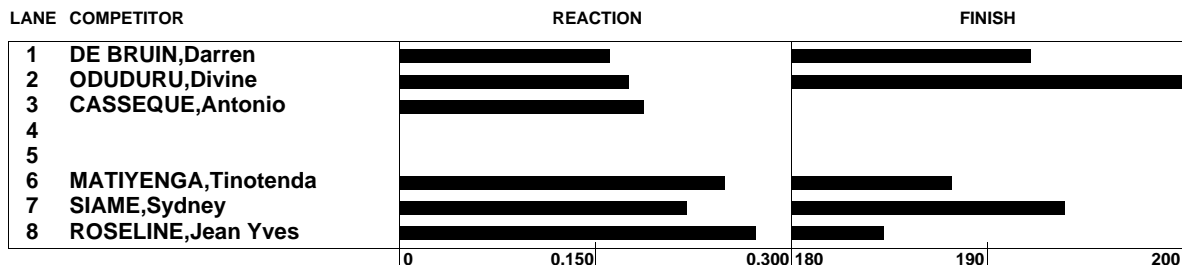
1	169	ODUDURU Divine	NGR	2	0.176	20.93 Q
2	230	SIAME Sydney	ZAM	7	0.220	21.58 Q
3	175	DE BRUIN Darren	RSA	1	0.161	21.77 Q
4	236	MATYENGA Tinotenda	ZIM	6	0.249	22.24
5	198	ROSELINE Jean Yves	SEY	8	0.273	22.66
6	15	CASSEQUE Antonio	ANG	3	0.187	23.74

NOT RANKED

113	FAYE Assan	GAM	4	DNS
190	FAYE Abdoulaye	SEN	5	DNS

Qualification: First 3 in each heat (Q) and 4 fastest (q) to Semifinal

Details: Start time:11:19 Temperature:+20°C Humidity:30%



Issued: 07/03/2015 at 11:20

Legend

DQ = Disqualified
DNF = Did Not Finish

DNS = Did Not Start
Fn = False Start





CAA 12th African Junior Athletics Championships



SUMMARY SUMMARY

RANK BIB SURNAME & NAME NOC DATE OF BIRTH HEAT LANE RANK WIND TIME
POS DOS NOM ET PRENOM NAT DATE DE NAISS. SERIE CLR POS VENT TEMPS



200 m - Men - First Round 200 m - Hommes - Premier Tour

WJR	19.93	BOLT Usain	1986	JAM	DEVONSHIRE	11 APR 2004
AJR	20.16	DEMPERS Riaan	1977	RSA	GERMISTON	07 APR 1995
CR	20.76	MEITE Ibrahim	1976	CIV	BOUAKE	1995

1	169	ODUDURU Divine	NGR		4	2	1	-3.4	20.93	Q
2	172	PEKA Victor	NGR		2	8	1	-3.2	21.45	Q
3	39	TCHAN BI Chan Aurel	CIV		3	3	1	-1.7	21.51	Q
4	64	ABABU FELEKE Gezahegn	ETH		2	5	2	-3.2	21.55	Q
5	35	CISSE Gue Arthur	CIV		1	7	1	-3.5	21.58	Q
6	230	SIAME Sydney	ZAM		4	7	2	-3.4	21.58	Q
7	32	AFOUMBA Gilles Anthony	CGO		2	4	3	-3.2	21.72	Q
8	75	BIRHANU KASA Henok	ETH		3	2	2	-1.7	21.77	Q
8	175	DE BRUIN Darren	RSA		4	1	3	-3.4	21.77	Q
10	125	KIPROTICH Geoffrey	KEN		3	5	3	-1.7	21.86	Q
11	232	HLAUGUYO Shingirai	ZIM		1	6	2	-3.5	21.96	Q
12	137	BENANDRO Sylvain	MAD		1	4	3	-3.5	22.03	Q
13	28	SEKGOPI Thabiso	BOT		1	8	4	-3.5	22.03	q
14	218	MZAMO Mngomezulu	SWZ		1	3	5	-3.5	22.12	q
15	155	TRAORE' Sekou	MLI		2	6	4	-3.2	22.20	q
16	111	SONKO Alagie	GAM		2	7	5	-3.2	22.23	q
17	199	SICOBO Dyland	SEY		2	2	6	-3.2	22.23	
18	236	MATIYENGA Tinotenda	ZIM		4	6	4	-3.4	22.24	
19	198	ROSELINE Jean Yves	SEY		4	8	5	-3.4	22.66	
20	40	ENGOULOUM Clement	CMR		3	6	4	-1.7	22.94	
21	215	SULIMAN Haistham	SUD		3	8	5	-1.7	23.11	
22	223	HAZEMBA Chidamba	ZAM		2	3	7	-3.2	23.16	
23	212	ELTAIB Haroun	SUD		1	2	6	-3.5	23.48	
24	15	CASSEQUE Antonio	ANG		4	3	6	-3.4	23.74	
25	201	ABDIZIZ SALAD Sharmaarke	SOM		1	5	7	-3.5	26.41	
26	202	ALI OSMAN Abdullahi	SOM		3	7	6	-1.7	27.31	

NOT RANKED

113	FAYE Assan	GAM	4	4	-3.4	DNS
190	FAYE Abdoulaye	SEN	4	5	-3.4	DNS
226	EKAJU Sam	UGA	3	4	-1.7	DNS

Qualification: First 3 in each heat (Q) and 4 fastest (q) to Semifinal

Legend

DQ = Disqualified
DNF = Did Not Finish

DNS = Did Not Start
Fn = False Start





CAA 12th African Junior Athletics Championships



QUALIFIED QUALIFIED

RANK BIB SURNAME & NAME NOC DATE OF BIRTH HEAT LANE RANK WIND TIME
POS DOS NOM ET PRENOM NAT DATE DE NAISS. SERIE CLR POS VENT TEMPS



200 m - Men - First Round 200 m - Hommes - Premier Tour

WJR	19.93	BOLT Usain	1986	JAM	DEVONSHIRE	11 APR 2004
AJR	20.16	DEMPERS Riaan	1977	RSA	GERMISTON	07 APR 1995
CR	20.76	MEITE Ibrahim	1976	CIV	BOUAKE	1995

1	169	ODUDURU Divine	NGR		4	2	1	-3.4	20.93	Q
2	172	PEKA Victor	NGR		2	8	1	-3.2	21.45	Q
3	39	TCHAN BI Chan Aurel	CIV		3	3	1	-1.7	21.51	Q
5	35	CISSE Gue Arthur	CIV		1	7	1	-3.5	21.58	Q
4	64	ABABU FELEKE Gezahegn	ETH		2	5	2	-3.2	21.55	Q
6	230	SIAME Sydney	ZAM		4	7	2	-3.4	21.58	Q
8	75	BIRHANU KASA Henok	ETH		3	2	2	-1.7	21.77	Q
11	232	HLAUGUYO Shingirai	ZIM		1	6	2	-3.5	21.96	Q
7	32	AFOUMBA Gilles Anthony	CGO		2	4	3	-3.2	21.72	Q
8	175	DE BRUIN Darren	RSA		4	1	3	-3.4	21.77	Q
10	125	KIPROTICH Geoffrey	KEN		3	5	3	-1.7	21.86	Q
12	137	BENANDRO Sylvain	MAD		1	4	3	-3.5	22.03	Q
13	28	SEKGOPI Thabiso	BOT		1	8	4	-3.5	22.03	q
14	218	MZAMO Mngomezulu	SWZ		1	3	5	-3.5	22.12	q
15	155	TRAORE' Sekou	MLI		2	6	4	-3.2	22.20	q
16	111	SONKO Alagie	GAM		2	7	5	-3.2	22.23	q

Qualification: First 3 in each heat (Q) and 4 fastest (q) to Semifinal

Legend

DQ = Disqualified
DNF = Did Not Finish

DNS = Did Not Start
Fn = False Start





CAA 12th African Junior Athletics Championships



RESULTS RÉSULTATS

RANK BIB SURNAME & NAME NOC DATE OF BIRTH LANE R.T. TIME
POS DOS NOM ET PRENOM NAT DATE DE NAISS. CLR T.R. TEMPS



200 m - Men - Semifinal 200 m - Hommes - Demi-finale

WJR	19.93	BOLT Usain	1986	JAM	DEVONSHIRE	11 APR 2004
AJR	20.16	DEMPERS Riaan	1977	RSA	GERMISTON	07 APR 1995
CR	20.76	MEITE Ibrahim	1976	CIV	BOUAKE	1995

SEMIFINAL 1 DEMI FINALE 1

(Wind: -0.5 m/s)

1	169	ODUDURU Divine	NGR	5	0.265	20.86 Q
2	64	ABABU FELEKE Gezahegn	ETH	6	0.256	21.47 Q
3	32	AFOUMBA Gilles Anthony	CGO	7	0.273	21.54 Q
4	35	CISSE Gue Arthur	CIV	4	0.275	21.58 q
5	137	BENANDRO Sylvain	MAD	8	0.267	21.83 q
6	28	SEKGOPI Thabiso	BOT	1	0.200	21.98
7	232	HLAUGUYO Shingirai	ZIM	3	0.198	22.21

NOT RANKED

111 SONKO Alagie GAM 2 DNS

Qualification: First 3 in each heat (Q) and 2 fastest (q) to Final

Details: Start time:17:44 Temperature:+23°C Humidity:20%



Issued: 07/03/2015 at 17:45

Legend

DQ = Disqualified
DNF = Did Not Finish

DNS = Did Not Start
Fn = False Start





CAA 12th African Junior Athletics Championships



RESULTS RÉSULTATS

RANK	BIB	SURNAME & NAME	NOC	DATE OF BIRTH	LANE	R.T.	TIME
POS	DOS	NOM ET PRENOM	NAT	DATE DE NAISS.	CLR	T.R.	TEMPS



200 m - Men - Semifinal 200 m - Hommes - Demi-finale

WJR	19.93	BOLT Usain	1986	JAM	DEVONSHIRE	11 APR 2004
AJR	20.16	DEMPERS Riaan	1977	RSA	GERMISTON	07 APR 1995
CR	20.76	MEITE Ibrahim	1976	CIV	BOUAKE	1995

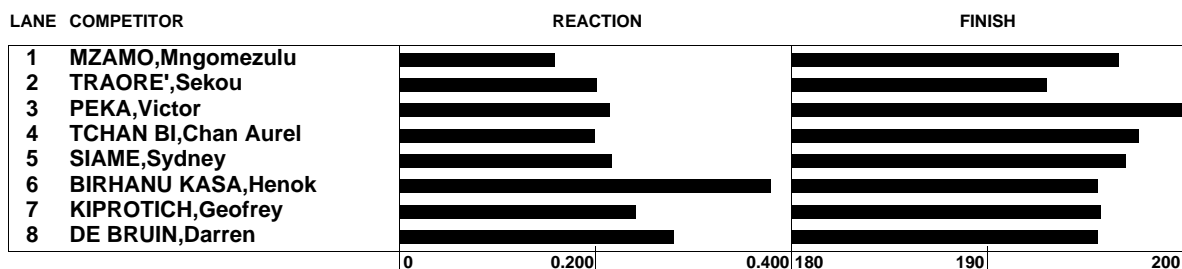
SEMIFINAL 2 DEMI FINALE 2

(Wind: -4.1 m/s)

1	172	PEKA Victor	NGR	3	0.215	21.70 Q
2	39	TCHAN BI Chan Aurel	CIV	4	0.199	21.94 Q
3	230	SIAME Sydney	ZAM	5	0.217	22.02 Q
4	218	MZAMO Mngomezulu	SWZ	1	0.158	22.06
5	125	KIPROTICH Geoffrey	KEN	7	0.241	22.16
6	175	DE BRUIN Darren	RSA	8	0.280	22.18
7	75	BIRHANU KASA Henok	ETH	6	0.379	22.18
8	155	TRAORE' Sekou	MLI	2	0.202	22.48

Qualification: First 3 in each heat (Q) and 2 fastest (q) to Final

Details: Start time:17:52 Temperature:+23°C Humidity:20%



Issued: 07/03/2015 at 17:55

Legend

DQ = Disqualified
DNF = Did Not Finish

DNS = Did Not Start
Fn = False Start

Addis Ababa (ETH) 5th - 8th march 2015

CLV-ASM.4.3.2 / 1

Data processing by Microplus Informatica - www.microplus.it - Timing by TimeTronics - www.timetrronics.be

(Printed at 07/03/2015 at 17:59)





CAA 12th African Junior Athletics Championships



SUMMARY SUMMARY

RANK BIB SURNAME & NAME NOC DATE OF BIRTH HEAT LANE RANK WIND TIME
POS DOS NOM ET PRENOM NAT DATE DE NAISS. SERIE CLR POS VENT TEMPS



200 m - Men - Semifinal 200 m - Hommes - Demi-finale

WJR	19.93	BOLT Usain	1986	JAM	DEVONSHIRE	11 APR 2004
AJR	20.16	DEMPERS Riaan	1977	RSA	GERMISTON	07 APR 1995
CR	20.76	MEITE Ibrahim	1976	CIV	BOUAKE	1995

1	169	ODUDURU Divine	NGR		1	5	1	-0.5	20.86	Q
2	64	ABABU FELEKE Gezahegn	ETH		1	6	2	-0.5	21.47	Q
3	32	AFOUMBA Gilles Anthony	CGO		1	7	3	-0.5	21.54	Q
4	35	CISSE Gue Arthur	CIV		1	4	4	-0.5	21.58	q
5	172	PEKA Victor	NGR		2	3	1	-4.1	21.70	Q
6	137	BENANDRO Sylvain	MAD		1	8	5	-0.5	21.83	q
7	39	TCHAN BI Chan Aurel	CIV		2	4	2	-4.1	21.94	Q
8	28	SEKGOPI Thabiso	BOT		1	1	6	-0.5	21.98	
9	230	SIAME Sydney	ZAM		2	5	3	-4.1	22.02	Q
10	218	MZAMO Mngomezulu	SWZ		2	1	4	-4.1	22.06	
11	125	KIPROTICH Geofrey	KEN		2	7	5	-4.1	22.16	
12	175	DE BRUIN Darren	RSA		2	8	6	-4.1	22.18	
13	75	BIRHANU KASA Henok	ETH		2	6	7	-4.1	22.18	
14	232	HLAUGUYO Shingirai	ZIM		1	3	7	-0.5	22.21	
15	155	TRAORE' Sekou	MLI		2	2	8	-4.1	22.48	

NOT RANKED

111 SONKO Alagie GAM 1 2 -0.5 DNS

Qualification: First 3 in each heat (Q) and 2 fastest (q) to Final

Legend

DQ = Disqualified
DNF = Did Not Finish

DNS = Did Not Start
Fn = False Start





CAA 12th African Junior Athletics Championships



QUALIFIED QUALIFIED

RANK BIB SURNAME & NAME NOC DATE OF BIRTH HEAT LANE RANK WIND TIME
POS DOS NOM ET PRENOM NAT DATE DE NAISS. SERIE CLR POS VENT TEMPS



200 m - Men - Semifinal 200 m - Hommes - Demi-finale

WJR	19.93	BOLT Usain	1986	JAM	DEVONSHIRE	11 APR 2004
AJR	20.16	DEMPERS Riaan	1977	RSA	GERMISTON	07 APR 1995
CR	20.76	MEITE Ibrahim	1976	CIV	BOUAKE	1995

1	169	ODUDURU Divine	NGR		1	5	1	-0.5	20.86	Q
5	172	PEKA Victor	NGR		2	3	1	-4.1	21.70	Q
2	64	ABABU FELEKE Gezahegn	ETH		1	6	2	-0.5	21.47	Q
7	39	TCHAN BI Chan Aurel	CIV		2	4	2	-4.1	21.94	Q
3	32	AFOUMBA Gilles Anthony	CGO		1	7	3	-0.5	21.54	Q
9	230	SIAME Sydney	ZAM		2	5	3	-4.1	22.02	Q
4	35	CISSE Gue Arthur	CIV		1	4	4	-0.5	21.58	q
6	137	BENANDRO Sylvain	MAD		1	8	5	-0.5	21.83	q

Qualification: First 3 in each heat (Q) and 2 fastest (q) to Final

Legend

DQ = Disqualified
DNF = Did Not Finish

DNS = Did Not Start
Fn = False Start

Addis Ababa (ETH) 5th - 8th march 2015

RPV-ASM.4.3.0 / 1

Data processing by Microplus Informatica - www.microplus.it - Timing by TimeTronics - www.timetrronics.be

(Printed at 07/03/2015 at 17:59)





CAA 12th African Junior Athletics Championships



RESULTS RÉSULTATS

RANK	BIB	SURNAME & NAME	NOC	DATE OF BIRTH	LANE	R.T.	TIME
POS	DOS	NOM ET PRENOM	NAT	DATE DE NAISS.	CLR	T.R.	TEMPS



200 m - Men - Final 200 m - Hommes - Finale

WJR	19.93	BOLT Usain	1986	JAM	DEVONSHIRE	11 APR 2004
AJR	20.16	DEMPERS Riaan	1977	RSA	GERMISTON	07 APR 1995
CR	20.76	MEITE Ibrahim	1976	CIV	BOUAKE	1995

FINAL FINALE

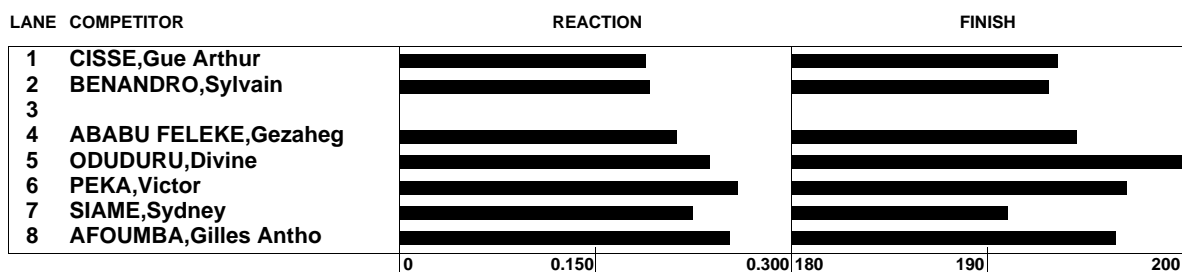
(Wind: -2.3 m/s)

1	169	ODUDURU Divine	NGR	5	0.238	21.22
2	172	PEKA Victor	NGR	6	0.259	21.53
3	32	AFOUMBA Gilles Anthony	CGO	8	0.253	21.59
4	64	ABABU FELEKE Gezahegn	ETH	4	0.212	21.81
5	35	CISSE Gue Arthur	CIV	1	0.189	21.92
6	137	BENANDRO Sylvain	MAD	2	0.192	21.97
7	230	SIAME Sydney	ZAM	7	0.225	22.21

NOT RANKED

39 TCHAN BI Chan Aurel CIV 3 DNS

Details: Start time:16:11 Temperature:+25°C Humidity:23%



Issued: 08/03/2015 at 16:13

Legend

DQ = Disqualified
DNF = Did Not Finish

DNS = Did Not Start
Fn = False Start





CAA 12th African Junior Athletics Championships



RESULTS RÉSULTATS

RANK	BIB	SURNAME & NAME	NOC	DATE OF BIRTH	LANE	R.T.	TIME
POS	DOS	NOM ET PRENOM	NAT	DATE DE NAISS.	CLR	T.R.	TEMPS



400 m - Men - First Round 400 m - Hommes - Premier Tour

WJR	43.87	LEWIS Steve	1969	USA	SEOUL	28 SEP 1988
AJR	45.15	DEMPERS Riaan	1977	RSA	SECUNDA	06 MAY 1994
CR	46.09	ABUBAKER Negmedine	1986	SUD	TUNIS	2005

HEAT 1 OF 3 SÉRIE 1 DES 3

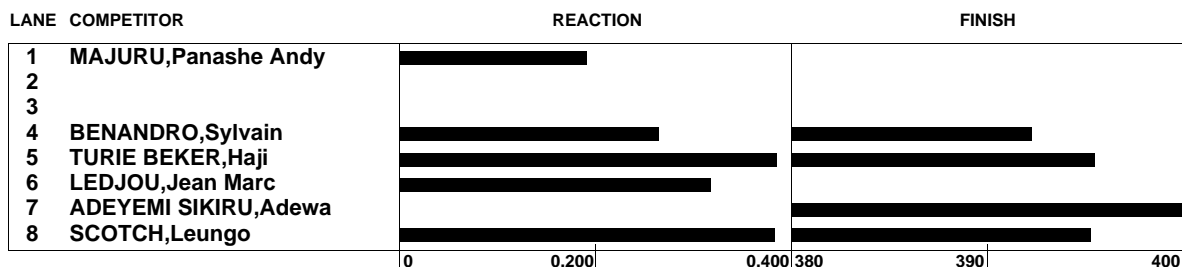
1	158	ADEYEMI SIKIRU Adewale	NGR		7		47.33 Q
2	109	TURIE BEKER Haji	ETH		5	0.386	47.87 Q
3	27	SCOTCH Leungo	BOT		8	0.384	47.89 q
4	137	BENANDRO Sylvain	MAD		4	0.265	48.26
5	38	LEDJOU Jean Marc	CIV		6	0.318	51.25
6	234	MAJURU Panashe Andy	ZIM		1	0.191	51.55

NOT RANKED

42	ISHAKWIZA Itshika Mireil	COD	3	DNS
203	HUSSEIN HASSAN Ahmed	SOM	2	DNS

Qualification: First 2 in each heat (Q) and 2 fastest (q) to Final

Details: Start time:18:09 Temperature:+24°C Humidity:20%



Issued: 05/03/2015 at 18:11

Legend

DQ = Disqualified
DNF = Did Not Finish

DNS = Did Not Start
Fn = False Start





CAA 12th African Junior Athletics Championships



RESULTS RÉSULTATS

RANK	BIB	SURNAME & NAME	NOC	DATE OF BIRTH	LANE	R.T.	TIME
POS	DOS	NOM ET PRENOM	NAT	DATE DE NAISS.	CLR	T.R.	TEMPS



400 m - Men - First Round 400 m - Hommes - Premier Tour

WJR	43.87	LEWIS Steve	1969	USA	SEOUL	28 SEP 1988
AJR	45.15	DEMPERS Riaan	1977	RSA	SECUNDA	06 MAY 1994
CR	46.09	ABUBAKER Negmedine	1986	SUD	TUNIS	2005

HEAT 2 OF 3 SÉRIE 2 DES 3

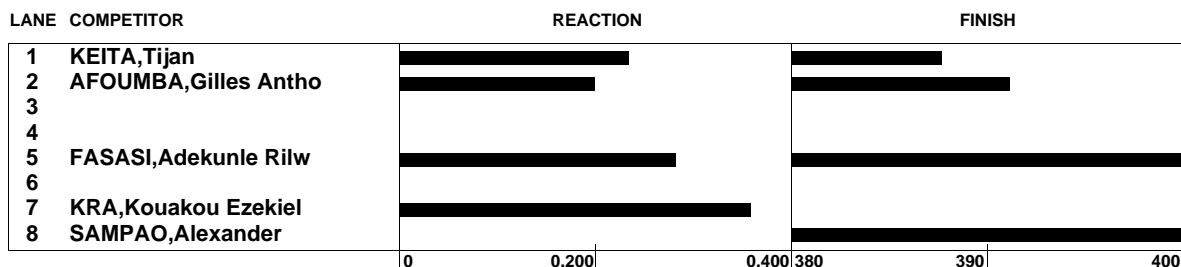
1	165	FASASI Adekunle Rilwan	NGR	5	0.282	47.02 Q
2	135	SAMPAO Alexander	KEN	8		47.03 Q
3	32	AFOUMBA Gilles Anthony	CGO	2	0.200	48.08 q
4	116	KEITA Tijan	GAM	1	0.234	48.51
5	37	KRA Kouakou Ezekiel	CIV	7	0.359	50.76

NOT RANKED

118	JANO PIRES Pereia	GBS	4	DNS
204	HUSSEIN HASSAN Mohamed	SOM	6	DNS
211	ADAM Fathi	SUD	3	DNF

Qualification: First 2 in each heat (Q) and 2 fastest (q) to Final

Details: Start time:18:15 Temperature:+24°C Humidity:20%



Issued: 05/03/2015 at 18:19

Legend

DQ = Disqualified
DNF = Did Not Finish

DNS = Did Not Start
Fn = False Start





CAA 12th African Junior Athletics Championships



RESULTS RÉSULTATS

RANK	BIB	SURNAME & NAME	NOC	DATE OF BIRTH	LANE	R.T.	TIME
POS	DOS	NOM ET PRENOM	NAT	DATE DE NAISS.	CLR	T.R.	TEMPS



400 m - Men - First Round 400 m - Hommes - Premier Tour

WJR	43.87	LEWIS Steve	1969	USA	SEOUL	28 SEP 1988
AJR	45.15	DEMPERS Riaan	1977	RSA	SECUNDA	06 MAY 1994
CR	46.09	ABUBAKER Negmedine	1986	SUD	TUNIS	2005

HEAT 3 OF 3 SÉRIE 3 DES 3

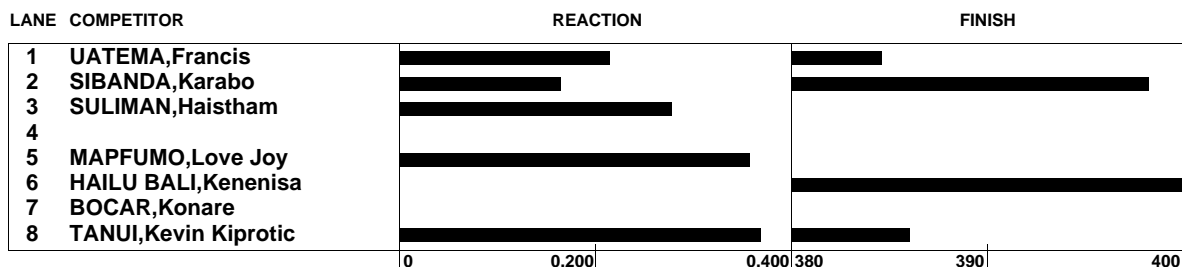
1	81	HAILU BALI Kenenisa	ETH	6		46.54 Q
2	29	SIBANDA Karabo	BOT	2	0.164	46.74 Q
3	120	TANUI Kevin Kiprotich	KEN	8	0.369	48.22
4	154	UATEMA Francis	NAM	1	0.214	48.40
5	235	MAPFUMO Love Joy	ZIM	5	0.357	49.58
6	215	SULIMAN Haistham	SUD	3	0.278	50.02
7	150	BOCAR Konare	MLI	7		51.69

NOT RANKED

216 CHITEMBEYA Frank J. MAW 4 DNS

Qualification: First 2 in each heat (Q) and 2 fastest (q) to Final

Details: Start time:18:23 Temperature:+24°C Humidity:20%



Issued: 05/03/2015 at 18:27

Legend

DQ = Disqualified
DNF = Did Not Finish

DNS = Did Not Start
Fn = False Start





CAA 12th African Junior Athletics Championships



SUMMARY SUMMARY

RANK BIB SURNAME & NAME NOC DATE OF BIRTH HEAT LANE RANK WIND TIME
POS DOS NOM ET PRENOM NAT DATE DE NAISS. SERIE CLR POS VENT TEMPS



400 m - Men - First Round 400 m - Hommes - Premier Tour

WJR	43.87	LEWIS Steve	1969	USA	SEOUL	28 SEP 1988
AJR	45.15	DEMPERS Riaan	1977	RSA	SECUNDA	06 MAY 1994
CR	46.09	ABUBAKER Negmedine	1986	SUD	TUNIS	2005

1	81	HAILU BALI Kenenisa	ETH		3	6	1	46.54	Q
2	29	SIBANDA Karabo	BOT		3	2	2	46.74	Q
3	165	FASASI Adekunle Rilwan	NGR		2	5	1	47.02	Q
4	135	SAMPAO Alexander	KEN		2	8	2	47.03	Q
5	158	ADEYEMI SIKIRU Adewale	NGR		1	7	1	47.33	Q
6	109	TURIE BEKER Haji	ETH		1	5	2	47.87	Q
7	27	SCOTCH Leungo	BOT		1	8	3	47.89	q
8	32	AFOUMBA Gilles Anthony	CGO		2	2	3	48.08	q
9	120	TANUI Kevin Kiprotich	KEN		3	8	3	48.22	
10	137	BENANDRO Sylvain	MAD		1	4	4	48.26	
11	154	UATEMA Francis	NAM		3	1	4	48.40	
12	116	KEITA Tijan	GAM		2	1	4	48.51	
13	235	MAPFUMO Love Joy	ZIM		3	5	5	49.58	
14	215	SULIMAN Haistham	SUD		3	3	6	50.02	
15	37	KRA Kouakou Ezekiel	CIV		2	7	5	50.76	
16	38	LEDJOU Jean Marc	CIV		1	6	5	51.25	
17	234	MAJURU Panashe Andy	ZIM		1	1	6	51.55	
18	150	BOCAR Konare	MLI		3	7	7	51.69	

NOT RANKED

42	ISHAKWIZA Itshika Mireil	COD	1	3	DNS
118	JANO PIRES Pereia	GBS	2	4	DNS
203	HUSSEIN HASSAN Ahmed	SOM	1	2	DNS
204	HUSSEIN HASSAN Mohamed	SOM	2	6	DNS
216	CHITEMBEYA Frank J.	MAW	3	4	DNS
211	ADAM Fathi	SUD	2	3	DNF

Qualification: First 2 in each heat (Q) and 2 fastest (q) to Final

Legend

DQ = Disqualified
DNF = Did Not Finish

DNS = Did Not Start
Fn = False Start





CAA 12th African Junior Athletics Championships



QUALIFIED QUALIFIED

RANK BIB SURNAME & NAME NOC DATE OF BIRTH HEAT LANE RANK WIND TIME
POS DOS NOM ET PRENOM NAT DATE DE NAISS. SERIE CLR POS VENT TEMPS



400 m - Men - First Round 400 m - Hommes - Premier Tour

WJR	43.87	LEWIS Steve	1969	USA	SEOUL	28 SEP 1988
AJR	45.15	DEMPERS Riaan	1977	RSA	SECUNDA	06 MAY 1994
CR	46.09	ABUBAKER Negmedine	1986	SUD	TUNIS	2005

1	81	HAILU BALI Kenenisa	ETH		3	6	1	46.54	Q
3	165	FASASI Adekunle Rilwan	NGR		2	5	1	47.02	Q
5	158	ADEYEMI SIKIRU Adewale	NGR		1	7	1	47.33	Q
2	29	SIBANDA Karabo	BOT		3	2	2	46.74	Q
4	135	SAMPAO Alexander	KEN		2	8	2	47.03	Q
6	109	TURIE BEKER Haji	ETH		1	5	2	47.87	Q
7	27	SCOTCH Leungo	BOT		1	8	3	47.89	q
8	32	AFOUMBA Gilles Anthony	CGO		2	2	3	48.08	q

Qualification: First 2 in each heat (Q) and 2 fastest (q) to Final

Legend

DQ = Disqualified
DNF = Did Not Finish

DNS = Did Not Start
Fn = False Start

Addis Ababa (ETH) 5th - 8th march 2015

RPV-ASM.5.1.0 / 1

Data processing by Microplus Informatica - www.microplus.it - Timing by TimeTronics - www.timetrronics.be

(Printed at 05/03/2015 at 18:31)





CAA 12th African Junior Athletics Championships



RESULTS RÉSULTATS

RANK	BIB	SURNAME & NAME	NOC	YOB	LANE	REACT	TIME
POS	DOS	NOM ET PRENOM	NAT	ANNEE	CLR	REACT	TEMPS



400 m - Men - Final 400 m - Hommes - Finale

WJR	43.87	LEWIS Steve	1969	USA	SEOUL	28 SEP 1988
AJR	45.15	DEMPERS Riaan	1977	RSA	SECUNDA	06 MAY 1994
CR	46.09	ABUBAKER Negmedine	1986	SUD	TUNIS	2005

FINAL FINALE

1	29	SIBANDA Karabo	BOT	3	46.33
2	135	SAMPAO Alexander	KEN	8	46.54
3	165	FASASI Adekunle Rilwan	NGR	4	46.84
4	81	HAILU BALI Kenenisa	ETH	6	46.89
5	158	ADEYEMI SIKIRU Adewale	NGR	5	47.32
6	32	AFOUMBA Gilles Anthony	CGO	2	47.77
7	109	TURIE BEKER Haji	ETH	7	51.06

NOT RANKED

27	SCOTCH Leungo	BOT	1	DQ
----	----------------------	-----	---	-----------

Details: Start time:18:10 Temperature:+24°C Humidity:18%

Issued: 06/03/2015 at 18:12

Legend

DQ = Disqualified
DNF = Did Not Finish

DNS = Did Not Start
Fn = False Start





CAA 12th African Junior Athletics Championships



RESULTS RÉSULTATS

RANK	BIB	SURNAME & NAME	NOC	DATE OF BIRTH	LANE	R.T.	TIME
POS	DOS	NOM ET PRENOM	NAT	DATE DE NAISS.	CLR	T.R.	TEMPS



800 m - Men - First Round 800 m - Hommes - Premier Tour

WJR	1:41.73	AMOS Nijel	1994	BOT	LONDON	09 AUG 2012
AJR	1:41.73	AMOS Nijel	1994	BOT	LONDON	09 AUG 2012
CR	1:46.62	AMAN Mohamed	1994	ETH	GABORONE	2011

HEAT 1 OF 3 SÉRIE 1 DES 3

1	133	RONOH Patrick Kiprotich	KEN	5	1:50.01 Q
2	108	TURA WAYO Temam	ETH	7	1:50.63 Q
3	210	ABDELWAHAB Adam	SUD	6	1:52.93 q
4	206	CHOOOL Nywalo	SSD	8	1:55.74
5	227	CHAMA Godfrey	ZAM	4	1:56.86
6	204	HUSSEIN HASSAN Mohamed	SOM	3	2:01.47

NOT RANKED

22	GABAUKITE Gorata	BOT	2	DNS
----	------------------	-----	---	-----

Qualification: First 2 in each heat (Q) and 2 fastest (q) to Final

Intermediate (Bib and time):

400 m : 206 54.22

Details: Start time:18:28 Temperature:+23°C Humidity:19%

Issued: 07/03/2015 at 18:32

Legend

DQ = Disqualified
DNF = Did Not Finish

DNS = Did Not Start
Fn = False Start





CAA 12th African Junior Athletics Championships



RESULTS RÉSULTATS

RANK	BIB	SURNAME & NAME	NOC	DATE OF BIRTH	LANE	R.T.	TIME
POS	DOS	NOM ET PRENOM	NAT	DATE DE NAISS.	CLR	T.R.	TEMPS



800 m - Men - First Round 800 m - Hommes - Premier Tour

WJR	1:41.73	AMOS Nijel	1994	BOT	LONDON		09 AUG 2012
AJR	1:41.73	AMOS Nijel	1994	BOT	LONDON		09 AUG 2012
CR	1:46.62	AMAN Mohamed	1994	ETH	GABORONE		2011

HEAT 2 OF 3 SÉRIE 2 DES 3

1	224	BALIMUMITI Geoffrey	UGA		4		1:52.72 Q
2	152	KAYENTAO Amadou	MLI		5		1:53.37 Q
3	142	DLOUHRI Jaouad	MAR		3		1:53.40
4	45	ABDI ADEN Abdi	DJI		7		1:56.14
5	213	HAMID Elhadi	SUD		8		1:56.59

NOT RANKED

207	JOSIPH Akon	SSD		2		DNS
13	SANGAHANLI Avelino	ANG		6		DQ 163.3 (a)

Qualification: First 2 in each heat (Q) and 2 fastest (q) to Final

Intermediate (Bib and time):

400 m : 142 54.70

Details: Start time:18:35 Temperature:+24°C Humidity:28%

Issued: 07/03/2015 at 18:48

Legend

DQ = Disqualified
DNF = Did Not Finish

DNS = Did Not Start
Fn = False Start





CAA 12th African Junior Athletics Championships



RESULTS RÉSULTATS

RANK	BIB	SURNAME & NAME	NOC	DATE OF BIRTH	LANE	R.T.	TIME
POS	DOS	NOM ET PRENOM	NAT	DATE DE NAISS.	CLR	T.R.	TEMPS



800 m - Men - First Round 800 m - Hommes - Premier Tour

WJR	1:41.73	AMOS Nijel	1994	BOT	LONDON	09 AUG 2012
AJR	1:41.73	AMOS Nijel	1994	BOT	LONDON	09 AUG 2012
CR	1:46.62	AMAN Mohamed	1994	ETH	GABORONE	2011

HEAT 3 OF 3 SÉRIE 3 DES 3

1	105	TERACHA BEGNA Mengistu	ETH	7	1:50.72 Q
2	128	KOECH Jonah Kipruto	KEN	2	1:50.73 Q
3	148	OUSSAMA Nabil	MAR	5	1:51.63 q
4	238	MUTSETSE Nyasha	ZIM	4	1:54.60
5	46	ABDIFATAH DAHER Awaleh	DJI	8	1:55.50
6	114	MARONG Demba	GAM	6	1:56.92
7	203	HUSSEIN HASSAN Ahmed	SOM	3	2:10.65

Qualification: First 2 in each heat (Q) and 2 fastest (q) to Final

Intermediate (Bib and time):

400 m : 105 55.72

Details: Start time:18:42 Temperature:+24°C Humidity:28%

Issued: 07/03/2015 at 18:45

Legend

DQ = Disqualified
DNF = Did Not Finish

DNS = Did Not Start
Fn = False Start





CAA 12th African Junior Athletics Championships



SUMMARY SUMMARY

RANK BIB SURNAME & NAME NOC DATE OF BIRTH HEAT LANE RANK WIND TIME
POS DOS NOM ET PRENOM NAT DATE DE NAISS. SERIE CLR POS VENT TEMPS



800 m - Men - First Round 800 m - Hommes - Premier Tour

WJR	1:41.73	AMOS Nijel	1994	BOT	LONDON	09 AUG 2012
AJR	1:41.73	AMOS Nijel	1994	BOT	LONDON	09 AUG 2012
CR	1:46.62	AMAN Mohamed	1994	ETH	GABORONE	2011

1	133	RONOH Patrick Kiprotich	KEN		1	5	1	1:50.01	Q
2	108	TURA WAYO Temam	ETH		1	7	2	1:50.63	Q
3	105	TERACHA BEGNA Mengistu	ETH		3	7	1	1:50.72	Q
4	128	KOECH Jonah Kipruto	KEN		3	2	2	1:50.73	Q
5	148	OUSSAMA Nabil	MAR		3	5	3	1:51.63	q
6	224	BALIMUMITI Geoffrey	UGA		2	4	1	1:52.72	Q
7	210	ABDELWAHAB Adam	SUD		1	6	3	1:52.93	q
8	152	KAYENTAO Amadou	MLI		2	5	2	1:53.37	Q
9	142	DLOUHRI Jaouad	MAR		2	3	3	1:53.40	
10	238	MUTSETSE Nyasha	ZIM		3	4	4	1:54.60	
11	46	ABDIFATAH DAHER Awaleh	DJI		3	8	5	1:55.50	
12	206	CHOOOL Nywalo	SSD		1	8	4	1:55.74	
13	45	ABDI ADEN Abdi	DJI		2	7	4	1:56.14	
14	213	HAMID Elhadi	SUD		2	8	5	1:56.59	
15	227	CHAMA Godfrey	ZAM		1	4	5	1:56.86	
16	114	MARONG Demba	GAM		3	6	6	1:56.92	
17	204	HUSSEIN HASSAN Mohamed	SOM		1	3	6	2:01.47	
18	203	HUSSEIN HASSAN Ahmed	SOM		3	3	7	2:10.65	

NOT RANKED

22	GABAUKITE Gorata	BOT	1	2				DNS
207	JOSIPH Akon	SSD	2	2				DNS
13	SANGAHANLI Avelino	ANG	2	6	6			DQ 163.3 (a)

Qualification: First 2 in each heat (Q) and 2 fastest (q) to Final

Legend

DQ = Disqualified
DNF = Did Not Finish

DNS = Did Not Start
Fn = False Start





CAA 12th African Junior Athletics Championships



RESULTS RÉSULTATS

RANK	BIB	SURNAME & NAME	NOC	DATE OF BIRTH	LANE	R.T.	TIME
POS	DOS	NOM ET PRENOM	NAT	DATE DE NAISS.	CLR	T.R.	TEMPS



800 m - Men - Final 800 m - Hommes - Finale

WJR	1:41.73	AMOS Nijel	1994	BOT	LONDON	09 AUG 2012
AJR	1:41.73	AMOS Nijel	1994	BOT	LONDON	09 AUG 2012
CR	1:46.62	AMAN Mohamed	1994	ETH	GABORONE	2011

FINAL FINALE

1	133	RONOH Patrick Kiprotich	KEN	8	1:50.21
2	128	KOECH Jonah Kipruto	KEN	7	1:50.88
3	108	TURA WAYO Temam	ETH	3	1:51.06
4	148	OUSSAMA Nabil	MAR	4	1:51.28
5	105	TERACHA BEGNA Mengistu	ETH	5	1:52.70
6	224	BALIMUMITI Geoffrey	UGA	2	1:52.71
7	210	ABDELWAHAB Adam	SUD	6	1:54.10
8	152	KAYENTAO Amadou	MLI	1	1:57.76

Intermediate (Bib and time):

400 m : 108 56.69

Details: Start time:16:20 Temperature:+25°C Humidity:23%

Issued: 08/03/2015 at 16:24

Legend

DQ = Disqualified
DNF = Did Not Finish

DNS = Did Not Start
Fn = False Start





CAA 12th African Junior Athletics Championships



RESULTS RÉSULTATS

RANK	BIB	SURNAME & NAME	NOC	DATE OF BIRTH	ORD	TIME
POS	DOS	NOM ET PRENOM	NAT	DATE DE NAISS.	ORD	TEMPS



1500 m - Men - First Round 1500 m - Hommes - Premier Tour

WJR	3:28.21	KWEMOI Ronald	1995	KEN	MONACO	18 JUL 2014
AJR	3:28.81	KEWMOI Ronald	1995	KEN	MONACO	18 JUL 2014
CR	3:35.45	MAYO Hillary	1993	KEN	GABORONE	2011

HEAT 1 OF 2 SÉRIE 1 DES 2

1	129	KWEMOI Gilbert	KEN	7	3:47.98 Q
2	73	BEKELE AYELE Demoz	ETH	2	3:48.12 Q
3	51	MOUHYANIN Abdiwaiss	DJI	1	3:51.90 Q
4	224	BALIMUMITI Geoffrey	UGA	6	3:55.82 Q
5	17	BIZIYAREMYE Rodrigue	BDI	3	3:57.62 q
6	214	KHAMIS Mohammed	SUD	9	4:10.83 q

NOT RANKED

141	CHEMLAL Hicham	MAR	4	DNS
202	ALI OSMAN Abdullahi	SOM	5	DNS
209	DHIDE Denis	SSD	8	DNF

Qualification: First 4 in each heat (Q) and 4 fastest (q) to Final

Intermediate (Bib and time):

400 m : 17 59.43 800 m : 129 1:46.60 1200 m : 73 3:05.17

Details: Start time:17:33 Temperature:+24°C Humidity:22%

Issued: 05/03/2015 at 17:40

Legend

DQ = Disqualified
DNF = Did Not Finish

DNS = Did Not Start
* = Caution





CAA 12th African Junior Athletics Championships



RESULTS RÉSULTATS

RANK	BIB	SURNAME & NAME	NOC	DATE OF BIRTH	ORD	TIME
POS	DOS	NOM ET PRENOM	NAT	DATE DE NAISS.	ORD	TEMPS



1500 m - Men - First Round 1500 m - Hommes - Premier Tour

WJR	3:28.21	KWEMOI Ronald	1995	KEN	MONACO	18 JUL 2014
AJR	3:28.81	KEWMOI Ronald	1995	KEN	MONACO	18 JUL 2014
CR	3:35.45	MAYO Hillary	1993	KEN	GABORONE	2011

HEAT 2 OF 2 SÉRIE 2 DES 2

1	126	KIPTOO Anthony	KEN	4	3:59.74 Q
2	148	OUSSAMA Nabil	MAR	2	3:59.99 Q
3	87	KETEMA Regasa Chala	ETH	1	4:00.06 Q
4	49	RAMADAN FOZI Mohamed	DJI	3	4:00.10 Q
5	187	SUGIRA James	RWA	6	4:04.87 q
6	210	ABDELWAHAB Adam	SUD	7	4:14.12 q
7	197	MAGNAN Yannick	SEY	5	4:31.32

NOT RANKED

13	SANGAHANLI Avelino	ANG	8	DNF
----	--------------------	-----	---	-----

Qualification: First 4 in each heat (Q) and 4 fastest (q) to Final

Intermediate (Bib and time):

400 m : 87 1:16.15 800 m : 87 2:18.83 1200 m : 126 3:19.86

Details: Start time:17:43 Temperature:+24°C Humidity:22%

Issued: 05/03/2015 at 17:49

Legend

DQ = Disqualified
DNF = Did Not Finish

DNS = Did Not Start
* = Caution





CAA 12th African Junior Athletics Championships



SUMMARY RÉSUMÉ

RANK BIB SURNAME & NAME NOC DATE OF BIRTH HEAT ORD RANK TIME T.ISCR.
POS DOS NOM ET PRENOM NAT DATE DE NAISS.SERIE ORD POS TEMPS INSCR.



1500 m - Men - First Round 1500 m - Hommes - Premier Tour

WJR	3:28.21	KWEMOI Ronald	1995	KEN	MONACO	18 JUL 2014
AJR	3:28.81	KEWMOI Ronald	1995	KEN	MONACO	18 JUL 2014
CR	3:35.45	MAYO Hillary	1993	KEN	GABORONE	2011

1	129	KWEMOI Gilbert	KEN	1	7	1	3:47.98	Q	
2	73	BEKELE AYELE Demoz	ETH	1	2	2	3:48.12	Q	3:41.90
3	51	MOUHYANIN Abdiwaiss	DJI	1	1	3	3:51.90	Q	3:41.38
4	224	BALIMUMITI Geoffrey	UGA	1	6	4	3:55.82	Q	3:49.15
5	17	BIZIYAREMYE Rodrigue	BDI	1	3	5	3:57.62	q	3:48.20
6	126	KIPTOO Anthony	KEN	2	4	1	3:59.74	Q	
7	148	OUSSAMA Nabil	MAR	2	2	2	3:59.99	Q	3:40.05
8	87	KETEMA Regasa Chala	ETH	2	1	3	4:00.06	Q	3:42.40
9	49	RAMADAN FOZI Mohamed	DJI	2	3	4	4:00.10	Q	3:50.67
10	187	SUGIRA James	RWA	2	6	5	4:04.87	q	3:47.88
11	214	KHAMIS Mohammed	SUD	1	9	6	4:10.83	q	
12	210	ABDELWAHAB Adam	SUD	2	7	6	4:14.12	q	3:48.50
13	197	MAGNAN Yannick	SEY	2	5	7	4:31.32		4:11.00

NOT RANKED

141	CHEMLAL Hicham	MAR	1	4	DNS
202	ALI OSMAN Abdullahi	SOM	1	5	DNS
13	SANGAHANLI Avelino	ANG	2	8	DNF
209	DHIDE Denis	SSD	1	8	DNF

Qualification: First 4 in each heat (Q) and 4 fastest (q) to Final

Legend

DQ = Disqualified
DNF = Did Not Finish

DNS = Did Not Start
* = Caution





CAA 12th African Junior Athletics Championships



RESULTS RÉSULTATS

RANK	BIB	SURNAME & NAME	NOC	DATE OF BIRTH	ORD	TIME
POS	DOS	NOM ET PRENOM	NAT	DATE DE NAISS.	ORD	TEMPS



1500 m - Men - Final 1500 m - Hommes - Finale

WJR	3:28.21	KWEMOI Ronald	1995	KEN	MONACO	18 JUL 2014
AJR	3:28.81	KEWMOI Ronald	1995	KEN	MONACO	18 JUL 2014
CR	3:35.45	MAYO Hillary	1993	KEN	GABORONE	2011

FINAL FINALE

1	126	KIPTOO Anthony	KEN	1	3:43.98
2	129	KWEMOI Gilbert	KEN	12	3:44.59
3	87	KETEMA Regasa Chala	ETH	6	3:44.92
4	73	BEKELE AYELE Demoz	ETH	7	3:45.50
5	51	MOUHYANIN Abdiwaiss	DJI	8	3:47.07
6	148	OUSSAMA Nabil	MAR	5	3:49.47
7	49	RAMADAN FOZI Mohamed	DJI	3	3:51.65
8	187	SUGIRA James	RWA	11	3:53.95
9	224	BALIMUMITI Geoffrey	UGA	10	3:55.07
10	210	ABDELWAHAB Adam	SUD	9	4:03.72
11	214	KHAMIS Mohammed	SUD	4	4:09.71

NOT RANKED

17 BIZIYAREMYE Rodrigue BDI 2 DNS

Intermediate (Bib and time):

400 m : 73 1:01.13 800 m : 73 2:01.51 1200 m : 129 3:01.23

Details: Start time:18:30 Temperature:+23°C Humidity:19%

Issued: 06/03/2015 at 18:35

Legend

DQ = Disqualified
DNF = Did Not Finish

DNS = Did Not Start
* = Caution





CAA 12th African Junior Athletics Championships



RESULTS RÉSULTATS

RANK	BIB	SURNAME & NAME	NOC	DATE OF BIRTH	ORD	TIME
POS	DOS	NOM ET PRENOM	NAT	DATE DE NAISS.	ORD	TEMPS



5000 m - Men - Final 5000 m - Hommes - Finale

WJR	12:47.53	GBRHIWET Hagos	1994	ETH	PARIS SAINT-	06 JUL 2012
AJR	12:47.53	GBRHIWET Hegos	1994	ETH	PARIS SAINT	06 JUL 2012
CR	13:31.10	KOMEN Daniel	1976	KEN	ALGER	1994

1	85	ATOMSA KEJELCHA Yomif	ETH	12	14:31.03
2	127	KIPTOO Fredrick	KEN	5	14:34.06
3	131	MAEMBA Daniel Kipkemoi	KEN	2	14:39.32
4	219	GEAY Gabriel Gerald	TAN	4	14:59.87
5	79	GASHAHUN TILAHUN Abe	ETH	8	15:08.28
6	48	IBRHIM HASSAN Bouh	DJI	1	15:11.21
7	19	NDIKUMWENAYO Thierry	BDI	11	15:11.49
8	217	YOUSIF Abdalla	SUD	6	15:20.62
9	50	OUMAR ABDALLAH Diranen	DJI	9	16:03.02
10	205	MUSE ALI Abdiasis	SOM	13	18:13.78

NOT RANKED

225	CHEPTEGEI Joshua	UGA	3	DNS
229	SICHALI Harry	MAW	10	DNS
200	ABDIFATAH MUSE Hanad	SOM	7	DNF

Intermediate (Bib and time):

1000 m:	219	3:16.80	2000 m:	127	6:16.97	3000 m:	131	9:08.05
4000 m:	131	11:58.78						

Details: Start time:17:33 Temperature:+24°C Humidity:21%

Issued: 08/03/2015 at 17:50

Legend

DQ = Disqualified
DNF = Did Not Finish

DNS = Did Not Start
* = Caution





CAA 12th African Junior Athletics Championships



RESULTS RÉSULTATS

RANK BIB SURNAME & NAME NOC DATE OF BIRTH ORD TIME
POS DOS NOM ET PRENOM NAT DATE DE NAISS. ORD TEMPS



10000 m - Men - Final 10000 m - Hommes - Finale

WJR	26:41.75	WANJIRU Samuel Kamau	1986	KEN	BRUXELLES	26 AUG 2005
AJR	26:41.75	WANJIRU Samuel	1986	KEN	BRUXELLES	26 AUG 2005
CR	27:55.74	KIRIU Geoffrey	1993	KEN	GABORONE	2011

1	225	CHEPTEGEI Joshua	UGA	4	29:58.70
2	124	KIPLONGAT Davis	KEN	7	29:59.32
3	96	NEGA FEKANSА Gurmessа	ETH	6	30:02.38
4	68	ALEMNE ALEM Mulu	ETH	3	30:12.52
5	130	LELGUT Edwin Kiprotich	KEN	1	31:09.55
6	185	HAKIZIMANA John	RWA	8	32:00.09
7	186	MYASIRO Jean Marie	RWA	5	32:03.52

NOT RANKED

48 IBRHIM HASSAN Bouh DJI 9 DNS

Intermediate (Bib and time):

1000 m:	225	3:11.10	2000 m:	96	6:31.26	3000 m:	68	9:21.71
4000 m:	130	12:26.22	5000 m:	124	15:30.03	6000 m:	124	18:35.84
7000 m:	96	21:27.76	8000 m:	124	24:22.78	9000 m:	96	27:15.45

Details: Start time:19:02 Temperature:+23°C Humidity:19%

Issued: 06/03/2015 at 19:36

Legend

DQ = Disqualified
DNF = Did Not Finish

DNS = Did Not Start
* = Caution





CAA 12th African Junior Athletics Championships



RESULTS RÉSULTATS

RANK BIB SURNAME & NAME NOC DATE OF BIRTH LANE R.T. TIME
POS DOS NOM ET PRENOM NAT DATE DE NAISS. CLR T.R. TEMPS



110 m Hurdles - Men - First Round 110 m Haies - Hommes - Premier Tour

WJR	12.99	BELOCIAN Wilhem	1995	FRA	EUGENE	24 JUL 2014
AJR	13.38	ZAZA Wellington	1995	LBR	EUGENE	25 JUL 2014
CR	13.98	SMIT Loum	1988	RSA	OUAGADOUGOU	2007

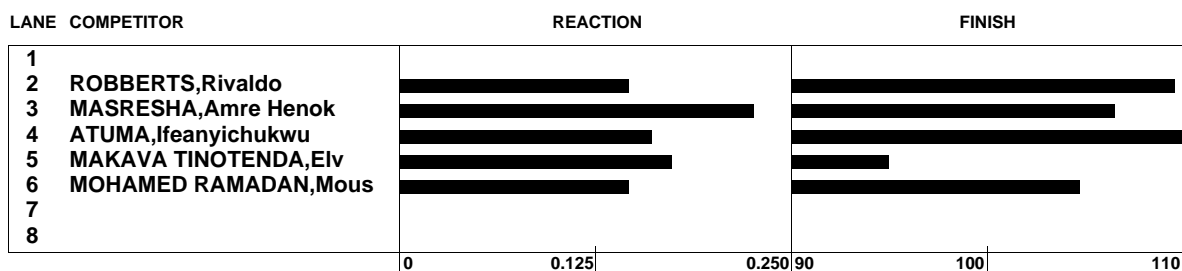
HEAT 1 OF 2 SÉRIE 1 DES 2

(Wind: -1.8 m/s)

1	161	ATUMA Ifeanyichukwu	NGR	4	0.161	13.61 Q CR
2	181	ROBERTS Rivaldo	RSA	2	0.146	13.66 Q
3	90	MASRESHA Amre Henok	ETH	3	0.226	14.05 Q
4	62	MOHAMED RAMADAN Moustafa	EGY	6	0.146	14.29 q
5	47	MAKAVA TINOTENDA Elvis	ZIM	5	0.174	15.76

Qualification: First 3 in each heat (Q) and 2 fastest (q) to Final

Details: Start time:18:05 Temperature:+23°C Humidity:19%



Issued: 07/03/2015 at 18:07

Legend

DQ = Disqualified
DNF = Did Not Finish

DNS = Did Not Start
Fn = False Start





CAA 12th African Junior Athletics Championships



RESULTS RÉSULTATS

RANK BIB SURNAME & NAME NOC DATE OF BIRTH LANE R.T. TIME
POS DOS NOM ET PRENOM NAT DATE DE NAISS. CLR T.R. TEMPS



110 m Hurdles - Men - First Round 110 m Haies - Hommes - Premier Tour

WJR	12.99	BELOCIAN Wilhem	1995	FRA	EUGENE	24 JUL 2014
AJR	13.38	ZAZA Wellington	1995	LBR	EUGENE	25 JUL 2014
CR	13.98	SMIT Loum	1988	RSA	OUAGADOUGOU	2007

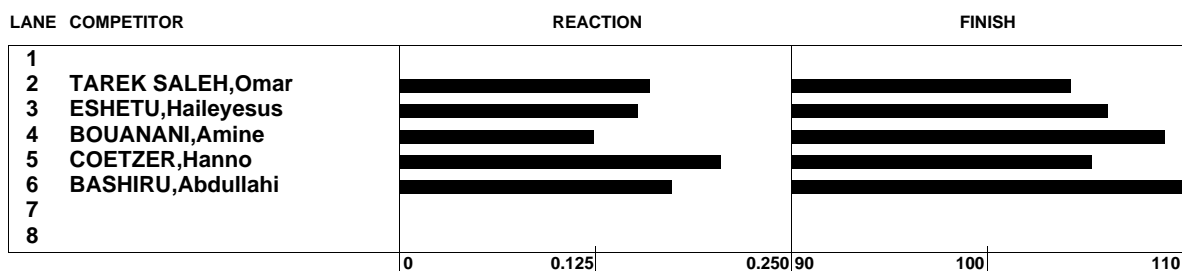
HEAT 2 OF 2 SÉRIE 2 DES 2

(Wind: -1.5 m/s)

1	163	BASHIRU Abdullahi	NGR	6	0.174	13.71 Q
2	3	BOUANANI Amine	ALG	4	0.124	13.82 Q
3	77	ESHETU Haileyesus	ETH	3	0.152	14.20 Q
4	173	COETZER Hanno	RSA	5	0.205	14.31 q
5	58	TAREK SALEH Omar	EGY	2	0.160	14.46

Qualification: First 3 in each heat (Q) and 2 fastest (q) to Final

Details: Start time:18:11 Temperature:+23°C Humidity:19%



Issued: 07/03/2015 at 18:12

Legend

DQ = Disqualified
DNF = Did Not Finish

DNS = Did Not Start
Fn = False Start





CAA 12th African Junior Athletics Championships



SUMMARY SUMMARY

RANK BIB SURNAME & NAME NOC DATE OF BIRTH HEAT LANE RANK WIND TIME
POS DOS NOM ET PRENOM NAT DATE DE NAISS. SERIE CLR POS VENT TEMPS



110 m Hurdles - Men - First Round 110 m Haies - Hommes - Premier Tour

WJR	12.99	BELOCIAN Wilhem	1995	FRA	EUGENE	24 JUL 2014
AJR	13.38	ZAZA Wellington	1995	LBR	EUGENE	25 JUL 2014
CR	13.98	SMIT Loum	1988	RSA	OUAGADOUGOU	2007

1	161	ATUMA Ifeanyichukwu	NGR		1	4	1	-1.8	13.61	Q CR
2	181	ROBERTS Rivaldo	RSA		1	2	2	-1.8	13.66	Q
3	163	BASHIRU Abdullahi	NGR		2	6	1	-1.5	13.71	Q
4	3	BOUANANI Amine	ALG		2	4	2	-1.5	13.82	Q
5	90	MASRESHA Amre Henok	ETH		1	3	3	-1.8	14.05	Q
6	77	ESHETU Haileyesus	ETH		2	3	3	-1.5	14.20	Q
7	62	MOHAMED RAMADAN Moustafa	EGY		1	6	4	-1.8	14.29	q
8	173	COETZER Hanno	RSA		2	5	4	-1.5	14.31	q
9	58	TAREK SALEH Omar	EGY		2	2	5	-1.5	14.46	
10	47	MAKAVA TINOTENDA Elvis	ZIM		1	5	5	-1.8	15.76	

Qualification: First 3 in each heat (Q) and 2 fastest (q) to Final

Legend

DQ = Disqualified
DNF = Did Not Finish

DNS = Did Not Start
Fn = False Start

Addis Ababa (ETH) 5th - 8th march 2015

RPV-ASM.19.1.0 / 1

Data processing by Microplus Informatica - www.microplus.it - Timing by TimeTronics - www.timetrronics.be

(Printed at 07/03/2015 at 20:07)





CAA 12th African Junior Athletics Championships



QUALIFIED QUALIFIED

RANK BIB SURNAME & NAME NOC DATE OF BIRTH HEAT LANE RANK WIND TIME
POS DOS NOM ET PRENOM NAT DATE DE NAISS. SERIE CLR POS VENT TEMPS



110 m Hurdles - Men - First Round 110 m Haies - Hommes - Premier Tour

WJR	12.99	BELOCIAN Wilhem	1995	FRA	EUGENE	24 JUL 2014
AJR	13.38	ZAZA Wellington	1995	LBR	EUGENE	25 JUL 2014
CR	13.98	SMIT Loum	1988	RSA	OUAGADOUGOU	2007

1	161	ATUMA Ifeanyichukwu	NGR		1	4	1	-1.8	13.61	Q CR
3	163	BASHIRU Abdullahi	NGR		2	6	1	-1.5	13.71	Q
2	181	ROBERTS Rivaldo	RSA		1	2	2	-1.8	13.66	Q
4	3	BOUANANI Amine	ALG		2	4	2	-1.5	13.82	Q
5	90	MASRESHA Amre Henok	ETH		1	3	3	-1.8	14.05	Q
6	77	ESHETU Haileyesus	ETH		2	3	3	-1.5	14.20	Q
7	62	MOHAMED RAMADAN Moustafa	EGY		1	6	4	-1.8	14.29	q
8	173	COETZER Hanno	RSA		2	5	4	-1.5	14.31	q

Qualification: First 3 in each heat (Q) and 2 fastest (q) to Final

Legend

DQ = Disqualified
DNF = Did Not Finish

DNS = Did Not Start
Fn = False Start

Addis Ababa (ETH) 5th - 8th march 2015

RPV-ASM.19.1.0 / 1

Data processing by Microplus Informatica - www.microplus.it - Timing by TimeTronics - www.timetrronics.be

(Printed at 07/03/2015 at 20:06)





CAA 12th African Junior Athletics Championships



RESULTS RÉSULTATS

RANK BIB SURNAME & NAME NOC DATE OF BIRTH LANE R.T. TIME
POS DOS NOM ET PRENOM NAT DATE DE NAISS. CLR T.R. TEMPS



110 m Hurdles - Men - Final 110 m Haies - Hommes - Finale

WJR	12.99	BELOCIAN Wilhem	1995	FRA	EUGENE	24 JUL 2014
AJR	13.38	ZAZA Wellington	1995	LBR	EUGENE	25 JUL 2014
CR	13.61	*ATUMA Ifeanyichukwu		NGR	ADDIS ABABA	07 MAR 2015

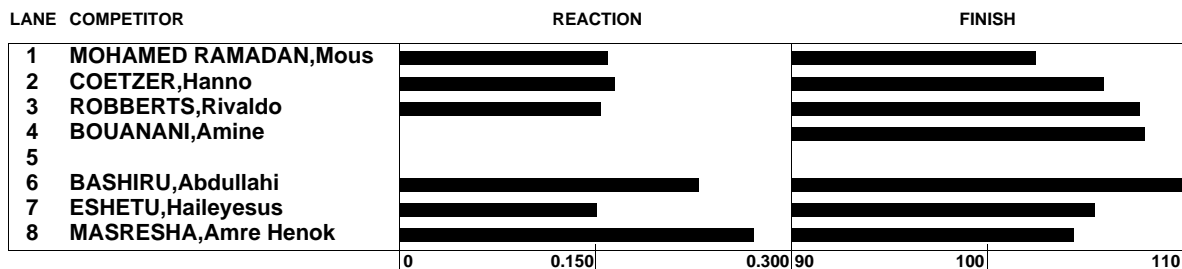
FINAL FINALE (Wind: -3.9 m/s)

1	163	BASHIRU Abdullahi	NGR	6	0.229	13.99
2	3	BOUANANI Amine	ALG	4		14.24
3	181	ROBBERTS Rivaldo	RSA	3	0.154	14.27
4	173	COETZER Hanno	RSA	2	0.165	14.52
5	77	ESHETU Haileyesus	ETH	7	0.151	14.58
6	90	MASRESHA Amre Henok	ETH	8	0.271	14.73
7	62	MOHAMED RAMADAN Moustafa	EGY	1	0.159	15.01

NOT RANKED

161 ATUMA Ifeanyichukwu NGR 5 DQ 162.8

Details: Start time:16:45 Temperature:+24°C Humidity:25%



Issued: 08/03/2015 at 17:07

Legend

DQ = Disqualified
DNF = Did Not Finish

DNS = Did Not Start
Fn = False Start





CAA 12th African Junior Athletics Championships



RESULTS RÉSULTATS

RANK	BIB	SURNAME & NAME	NOC	DATE OF BIRTH	LANE	R.T.	TIME
POS	DOS	NOM ET PRENOM	NAT	DATE DE NAISS.	CLR	T.R.	TEMPS



400 m Hurdles - Men - First Round 400 m Haies - Hommes - Premier Tour

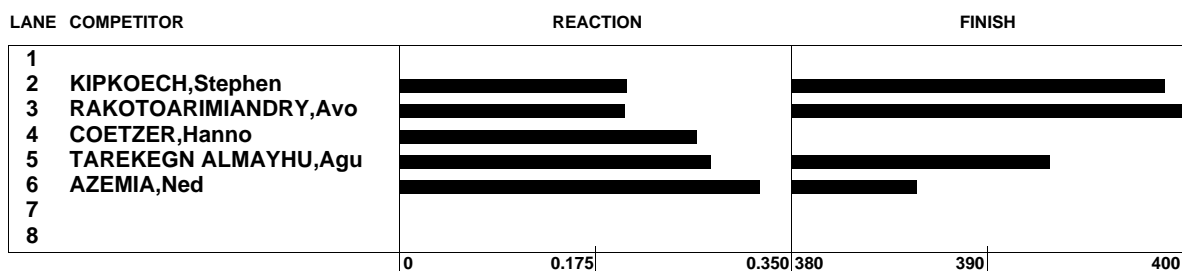
WJR	48.02	HARRIS Danny	1965	USA	LOS ANGELES	17 JUN 1984
AJR	48.76	HERBERT Llewellyn	1977	RSA	PRETORIA	08 APR 1996
CR	50.05	FREDERICKS Corneil	1990	RSA	BAMBOUS	2009

HEAT 1 OF 2 SÉRIE 1 DES 2

1	138	RAKOTOARIMIANDRY Avotrin	MAD	3	0.201	53.48 Q
2	123	KIPKOECH Stephen	KEN	2	0.203	53.60 Q
3	104	TAREKEGN ALMAYHU Agumas	ETH	5	0.278	54.40 Q
4	195	AZEMIA Ned	SEY	6	0.322	55.36 q
5	173	COETZER Hanno	RSA	4	0.266	58.93

Qualification: First 3 in each heat (Q) and 2 fastest (q) to Final

Details: Start time:19:49 Temperature:+20°C Humidity:22%



Issued: 05/03/2015 at 19:51

Legend

DQ = Disqualified
DNF = Did Not Finish

DNS = Did Not Start
Fn = False Start





CAA 12th African Junior Athletics Championships



RESULTS RÉSULTATS

RANK BIB SURNAME & NAME NOC DATE OF BIRTH LANE R.T. TIME
POS DOS NOM ET PRENOM NAT DATE DE NAISS. CLR T.R. TEMPS



400 m Hurdles - Men - First Round 400 m Haies - Hommes - Premier Tour

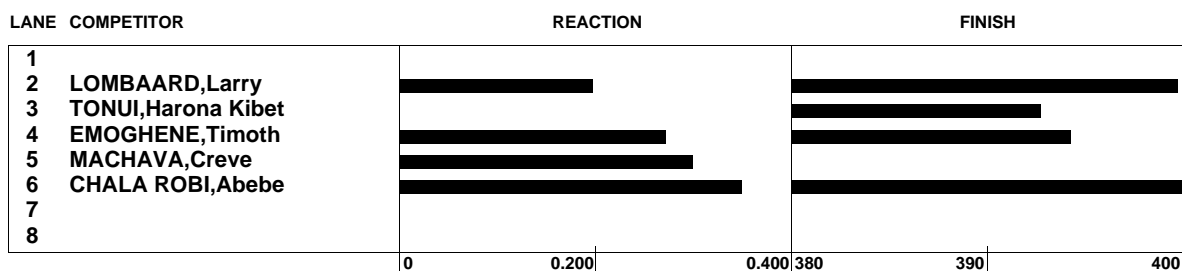
WJR	48.02	HARRIS Danny	1965	USA	LOS ANGELES	17 JUN 1984
AJR	48.76	HERBERT Llewellyn	1977	RSA	PRETORIA	08 APR 1996
CR	50.05	FREDERICKS Corneil	1990	RSA	BAMBOUS	2009

HEAT 2 OF 2 SÉRIE 2 DES 2

1	76	CHALA ROBI Abebe	ETH	6	0.350	52.53 Q
2	178	LOMBAARD Larry	RSA	2	0.197	52.56 Q
3	164	EMOGHENE Timoth	NGR	4	0.272	53.29 Q
4	136	TONUI Harona Kibet	KEN	3		53.50 q
5	156	MACHAVA Creve	MOZ	5	0.299	59.76

Qualification: First 3 in each heat (Q) and 2 fastest (q) to Final

Details: Start time:19:59 Temperature:+20°C Humidity:20%



Issued: 05/03/2015 at 20:01

Legend

DQ = Disqualified
DNF = Did Not Finish

DNS = Did Not Start
Fn = False Start





CAA 12th African Junior Athletics Championships



SUMMARY SUMMARY

RANK BIB SURNAME & NAME NOC DATE OF BIRTH HEAT LANE RANK WIND TIME
POS DOS NOM ET PRENOM NAT DATE DE NAISS. SERIE CLR POS VENT TEMPS



400 m Hurdles - Men - First Round 400 m Haies - Hommes - Premier Tour

WJR	48.02	HARRIS Danny	1965	USA	LOS ANGELES	17 JUN 1984
AJR	48.76	HERBERT Llewellyn	1977	RSA	PRETORIA	08 APR 1996
CR	50.05	FREDERICKS Corneil	1990	RSA	BAMBOUS	2009

1	76	CHALA ROBI Abebe	ETH		2	6	1	52.53	Q
2	178	LOMBAARD Larry	RSA		2	2	2	52.56	Q
3	164	EMOGHENE Timoth	NGR		2	4	3	53.29	Q
4	138	RAKOTOARIMIANDRY Avotrin	MAD		1	3	1	53.48	Q
5	136	TONUI Harona Kibet	KEN		2	3	4	53.50	q
6	123	KIPKOECH Stephen	KEN		1	2	2	53.60	Q
7	104	TAREKEGN ALMAYHU Agumas	ETH		1	5	3	54.40	Q
8	195	AZEMIA Ned	SEY		1	6	4	55.36	q
9	173	COETZER Hanno	RSA		1	4	5	58.93	
10	156	MACHAVA Creve	MOZ		2	5	5	59.76	

Qualification: First 3 in each heat (Q) and 2 fastest (q) to Final

Legend

DQ = Disqualified
DNF = Did Not Finish

DNS = Did Not Start
Fn = False Start

Addis Ababa (ETH) 5th - 8th march 2015

RPV-ASM.21.1.0 / 1

Data processing by Microplus Informatica - www.microplus.it - Timing by TimeTronics - www.timetrronics.be

(Printed at 05/03/2015 at 20:03)





CAA 12th African Junior Athletics Championships



QUALIFIED QUALIFIED

RANK BIB SURNAME & NAME NOC DATE OF BIRTH HEAT LANE RANK WIND TIME
POS DOS NOM ET PRENOM NAT DATE DE NAISS. SERIE CLR POS VENT TEMPS



400 m Hurdles - Men - First Round 400 m Haies - Hommes - Premier Tour

WJR	48.02	HARRIS Danny	1965	USA	LOS ANGELES	17 JUN 1984
AJR	48.76	HERBERT Llewellyn	1977	RSA	PRETORIA	08 APR 1996
CR	50.05	FREDERICKS Corneil	1990	RSA	BAMBOUS	2009

1	76	CHALA ROBI Abebe	ETH		2	6	1	52.53	Q
4	138	RAKOTOARIMIANDRY Avotrin	MAD		1	3	1	53.48	Q
2	178	LOMBAARD Larry	RSA		2	2	2	52.56	Q
6	123	KIPKOECH Stephen	KEN		1	2	2	53.60	Q
3	164	EMOGHENE Timoth	NGR		2	4	3	53.29	Q
7	104	TAREKEGN ALMAYHU Agumas	ETH		1	5	3	54.40	Q
5	136	TONUI Harona Kibet	KEN		2	3	4	53.50	q
8	195	AZEMIA Ned	SEY		1	6	4	55.36	q

Qualification: First 3 in each heat (Q) and 2 fastest (q) to Final

Legend

DQ = Disqualified
DNF = Did Not Finish

DNS = Did Not Start
Fn = False Start

Addis Ababa (ETH) 5th - 8th march 2015

RPV-ASM.21.1.0 / 1

Data processing by Microplus Informatica - www.microplus.it - Timing by TimeTronics - www.timetrronics.be

(Printed at 05/03/2015 at 20:03)





CAA 12th African Junior Athletics Championships



RESULTS RÉSULTATS

RANK	BIB	SURNAME & NAME	NOC	DATE OF BIRTH	LANE	R.T.	TIME
POS	DOS	NOM ET PRENOM	NAT	DATE DE NAISS.	CLR	T.R.	TEMPS



400 m Hurdles - Men - Final 400 m Haies - Hommes - Finale

WJR	48.02	HARRIS Danny	1965	USA	LOS ANGELES	17 JUN 1984
AJR	48.76	HERBERT Llewellyn	1977	RSA	PRETORIA	08 APR 1996
CR	50.05	FREDERICKS Corneil	1990	RSA	BAMBOUS	2009

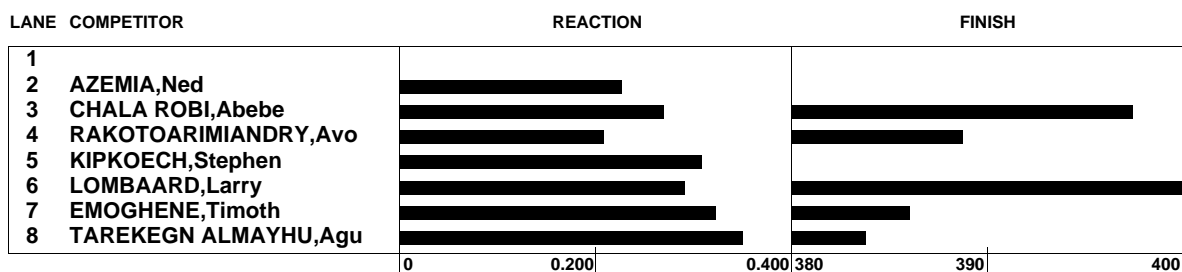
FINAL FINALE

1	178	LOMBAARD Larry	RSA	6	0.291	51.80
2	76	CHALA ROBI Abebe	ETH	3	0.270	52.13
3	138	RAKOTOARIMIANDRY Avotrin	MAD	4	0.209	53.29
4	164	EMOGHENE Timoth	NGR	7	0.323	53.67
5	104	TAREKEGN ALMAYHU Agumas	ETH	8	0.351	53.98
6	123	KIPKOECH Stephen	KEN	5	0.309	55.43
7	195	AZEMIA Ned	SEY	2	0.227	55.84

NOT RANKED

136 TONUI Harona Kibet KEN 1 DQ 168.7A

Details: Start time:18:46 Temperature:+23°C Humidity:19%



Issued: 06/03/2015 at 19:03

Legend

DQ = Disqualified
DNF = Did Not Finish

DNS = Did Not Start
Fn = False Start





CAA 12th African Junior Athletics Championships



RESULTS RÉSULTATS

RANK	BIB	SURNAME & NAME	NOC	DATE OF BIRTH	ORD	TIME
POS	DOS	NOM ET PRENOM	NAT	DATE DE NAISS.	ORD	TEMPS



3000 m Steeplechase - Men - Final 3000 m Steeple - Hommes - Finale

WJR	7:58.66	SHAHEEN Saif Saaeed	1982	QAT	BRUXELLES	24 AUG 2001
AJR	7:58.66	CHERONO Stephen	1982	KEN	BRUXELLES	24 AUG 2001
CR	8:19.84	YATOR Raymond K.	1981	KEN	TUNIS	1999

1	122	KIBIWOT Abrahm	KEN		5	8:47.43
2	99	SEBISIBE Sidamo Wogene	ETH		6	8:51.57
3	69	AMARE TEGEGN Hailmaram	ETH		4	9:01.58
4	134	RUTO Vincent Kipyegon	KEN		3	9:10.26
5	217	YOUSIF Abdalla	SUD		1	9:37.69
6	60	MOHAMED Ismail Ibrahim	DJI		3	9:47.38

NOT RANKED

1	MANIRAKIZA Amedee	BDI	2	DNF
---	-------------------	-----	---	-----

Intermediate (Bib and time):

Details: Start time:20:10 Temperature:+20°C Humidity:20%

Issued: 05/03/2015 at 20:24

Legend

DQ = Disqualified
DNF = Did Not Finish

DNS = Did Not Start
* = Caution






CAA 12th African Junior Athletics Championships



RESULTS RÉSULTATS

RANK	BIB	SURNAME & NAME	NOC	DATE OF BIRTH	ORD	TIME
POS	DOS	NOM ET PRENOM	NAT	DATE DE NAISS.	ORD	TEMPS



10000 m Walk - Men - Final 10000 m Marche - Hommes - Finale

WJR	38:46.40	hBURAYEV Viktor	1982	RUS	MOSKVA	20 MAY 2000
AJR	42:06.00	hGHOULA Hatem	1973	TUN	TUNIS	01 MAY 1992
CR	45:31.13	AMROUCH Ali	1986	ALG	TUNIS	2005

1	57	MAHMOUD MOHAMED Mahmoud	EGY		2	48:47.90
2	70	AMANUAL BIRATU Gemechu	ETH		4 *	49:06.89
3	5	FEKKOUN Mohammed	ALG		1 *	53:05.62

NOT RANKED

44	NADJIMODINE Ahmed Houma	COM	5	DNS
97	NIGUSE TESHOME Getamesay	ETH	3	DQ 230.6

Intermediate (Bib and time):

1000 m:	57	4:48.31	2000 m:	57	9:41.32	3000 m:	57	14:24.92
4000 m:	57	19:02.96	5000 m:	57	23:45.77	6000 m:	57	28:42.05
7000 m:	57	33:39.42	8000 m:	57	38:41.93	9000 m:	57	43:43.91

Details: Start time: 8:33 Temperature: +13°C Humidity: 45%

Issued: 07/03/2015 at 9:28

Legend

DQ = Disqualified
DNF = Did Not Finish

DNS = Did Not Start
* = Caution





CAA 12th African Junior Athletics Championships



RESULTS RÉSULTATS

RANK BIB SURNAME & NAME NOC ORD - 1 - - 2 - - 3 - - 4 - - 5 - - 6 - MARK
DATE OF BIRTH
POS DOS NOM ET PRENOM NAT ORD - 1 - - 2 - - 3 - - 4 - - 5 - - 6 - MESURE
DATE DE NAISS.



Long Jump - Men - Final Saut en longueur - Hommes - Finale

WJR	8.35 MORGUNOV Sergey	1993	RUS	CHEBOKSARY	20 JUN 2012
AJR	8.19 MAYONGA Luvo	1991	RSA	BOTTRÖP	09 JUL 2010
CR	7.75 KEENAM Watson	1988	RSA	OUAGADOUGOU	2007

RANK	BIB	SURNAME & NAME	NOC	ORD	1	2	3	4	5	6	7	8	9	10	11	MARK
1	146	KHOUA Mohcine	MAR	9	7.28	7.10	7.36	7.28	7.45	7.31	7.45					
					+0.9	-0.1	+0.5	+2.9	-0.1	-0.1	-0.1					
2	170	OKPARA Theddu	NGR	5	7.23	7.44	7.09	5.74	6.75	7.05	7.44					
					+0.1	+1.5	+0.5	+2.1	+0.2	+0.4	+1.5					
3	12	TRIKI Yasser	ALG	3	7.39	X	7.27	7.21	7.04	6.87	7.39					
					+1.4	+2.7	-0.4	+1.5	+1.5	+0.4	+1.4					
4	53	ABDELHAMID ALI Hesham	EGY	11	7.04	7.09	7.02	7.05	7.27	7.17	7.27					
					0.0	-0.3	+1.1	+1.7	0.0	+0.6	0.0					
5	139	AISSAOUI Marouane	MAR	6	7.08	7.06	X	-	-	-	7.08					
					0.0	+1.0	-1.1				0.0					
6	66	ABEBE MOKONEN Mesfin	ETH	7	6.93	6.97	6.62	6.76	6.77	6.58	6.97					
					+1.0	+1.0	+0.6	+0.4	+0.7	+1.9	+1.0					
7	102	SOLOMON JINOLO Barnabas	ETH	10	6.95	6.77	6.55	X	6.77	X	6.95					
					+1.5	-0.1	-0.7	+0.3	+0.5	+1.5	+1.5					
8	41	OYONO OYONO Fredy	CMR	1	X	5.75	6.27	5.68	5.99	6.14	6.27					
					+0.3	-0.2	0.0	+0.4	+2.1	+0.7	0.0					
9	54	ASHRAF Mohamed	EGY	4	6.12	6.13	-	-	-	-	6.13					
					-0.9	+0.9					+0.9					
10	25	MPHALE Kado	BOT	2	X	X	4.01				4.01					
					+1.4	+1.2	+1.3				+1.3					

NOT RANKED

43 MPINGO Kasonoo COD 8 **DNS**

Starting order	1	2	3	4	5	6	7	8	9	10	11				
Initial	41	25	12	54	170	139	66	43	146	102	53				
4th and 5th and 6th at	41	102	66	139	53	12	170	146							

Details:

Start time:17:50
Finish Time:19:35

Temperature:+24°C
Temperature:+20°C

Humidity:22%
Humidity:22%

Issued: 05/03/2015 at 19:40

Legend

DQ = Disqualified
DNF = Did Not Finish
X = Failed

DNS = Did Not Start
NM = No Mark





CAA 12th African Junior Athletics Championships



RESULTS RÉSULTATS

RANK BIB SURNAME & NAME NOC ORD - 1 - - 2 - - 3 - - 4 - - 5 - - 6 - MARK
DATE OF BIRTH
POS DOS NOM ET PRENOM NAT ORD - 1 - - 2 - - 3 - - 4 - - 5 - - 6 - MESURE
DATE DE NAISS.



Triple Jump - Men - Final Triple Saut - Hommes - Finale

WJR	17.50 MAI Volker	1966	GER	ERFURT	23 JUN 1985
AJR	16.96 MOKOENA Godfrey Kotso	1985	RSA	BLOEMFONTEIN	02 APR 2004
CR	15.84 EL MEHD Kabbachi	1992	MAR	GABORONE	2011

RANK	BIB	SURNAME & NAME	NOC	ORD	1	2	3	4	5	6	MARK
1	10	SEBBAT Haithem	ALG	9	14.75	15.38	15.39	15.30	13.99	15.16	15.39
					-0.2	+1.1	+1.7	+2.8	+1.9	+0.5	+1.7
2	233	MADA Brian	ZIM	7	15.24	15.14	15.25	-	15.30	15.30	15.30
					+1.0	+2.6	+0.9		+0.4	+1.5	+0.4
3	139	AISSAOUI Marouane	MAR	8	X	X	15.30	X	X	15.19	15.30
					+1.9	+1.9	0.0	+0.3	+1.9	+2.8	0.0
4	121	CHERUYOT Jockthan K.	KEN	3	14.85	15.10	14.66	15.26	15.29	15.28	15.29
					+1.0	-0.1	-0.7	+0.7	+1.5	+0.4	+1.5
5	146	KHOUA Mohcine	MAR	6	14.70	14.67	14.93	14.83	14.18	14.91	14.93
					+1.1	+2.8	-0.2	+1.7	-0.5	+1.5	-0.2
6	53	ABDELHAMID ALI Hesham	EGY	4	14.54	14.19	14.37	14.82	14.67	14.81	14.82
					-0.3	+0.4	+0.7	+0.1	+3.1	-0.1	+0.1
7	78	BEFEKADU BARAK Solomon	ETH	5	14.76	14.53	13.96	14.26	X	13.10	14.76
					+1.2	+0.4	-0.2	+0.3	-0.1	+3.9	+1.2

NOT RANKED

54	ASHRAF Mohamed	EGY	1	-	-	-	-	-	-	-	DNS
66	ABEBE MOKONEN Mesfin	ETH	2								DNS

Starting order	1	2	3	4	5	6	7	8	9					
Initial	54	66	121	53	78	146	233	139	10					
4th and 5th and 6th at.	54	78	53	146	121	139	233	10						

Details:

Start time:17:55
Finish Time:19:05

Temperature:+24°C
Temperature:+24°C

Humidity:20%
Humidity:22%

Issued: 07/03/2015 at 19:10

Legend

DQ = Disqualified
DNF = Did Not Finish
X = Failed

DNS = Did Not Start
NM = No Mark



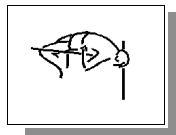


CAA 12th African Junior Athletics Championships



RESULTS RÉSULTATS

RANK BIB SURNAME & NAME NOC ORD 1.75 1.85 1.95 2.00 2.03 2.06 2.08 2.10 2.12 2.14 MARK
 DATE OF BIRTH 2.16 2.18
 POS DOS NOM ET PRENOM NAT ORD MESURE
 DATE DE NAISS.



High Jump - Men - Final Saut en hauteur - Hommes - Finale

WJR	2.37	TOPIC Dragutin	1971	SRB	PLOVDIV	12 AUG 1990
AJR	2.31	FREITAG Jacques	1982	RSA	REHLINGEN	04 JUN 2001
CR	2.17	KARIU Samir Lofty	1989	EGY	OUAGADOUGOU	2007

1	4	BOUHANOUNE Hichem	ALG	1	-	O	-	O	XXO	O	O	XO	XXO	XX	2.12
2	177	LINKS Mpho	RSA	4	-	-	-	O	-	XO	-	O	-	XXX	2.10
3	170	OKPARA Theddus	NGR	6	-	-	O	O	O	O	-	XXX			2.06
4	6	FODIL Mohamed Amine	ALG	8	-	O	-	O	O	XXX					2.03
5	103	TAMIRY GNDGNRA Gemechu	ETH	9	-	O	XO	O	-	XXX					2.00
6	89	LEMI ARGECHO Bekele	ETH	7	-	-	XXO	O	XXX						2.00
7	196	HARRYBA Mohamed	SEY	10	-	O	XXX								1.85
8	41	OYONO OYONO Fredy	CMR	5	XO	O	XXX								1.85
9	26	NKOBELA Aobakwe	BOT	3	O	XXO	XXX								1.85

NOT RANKED

157 **KNKUHDE Sakaria** NAM 2 **DNS**

Details: Start time:15:50 Temperature:+24°C Humidity:20%
 Finish Time:17:10 Temperature:+24°C Humidity:23%

Issued: 08/03/2015 at 17:12

Legend

DQ = Disqualified
 DNF = Did Not Finish
 X = Failed
 - = Did Not Attempt
 DNS = Did Not Start
 NM = No Mark
 O = Cleared





CAA 12th African Junior Athletics Championships



RESULTS RÉSULTATS

RANK	BIB	SURNAME & NAME	NOC	ORD	3.50	3.70	3.90	4.10	4.20	4.30	4.40	4.50	4.55	4.60	MARK
POS	DOS	NOM ET PRENOM	NAT	ORD											MESURE



Pole Vault - Men - Final Saut à la perche - Hommes - Finale

WJR	5.80	TARASOV Maksim		1970	RUS	BRYANSK	14 JUL 1989
AJR	5.46	BRITS Okkert		1973	RSA	PAARL	26 DEC 1992
CR	5.30	CHEYNE Rahme		1991	RSA	BAMBOUS	2009

1	222	MEJRI Seifeddine	TUN	3	-	-	-	-	-	-	0	-	-	XXX	4.40
2	151	ENAHORO Ituah	NGR	1	-	0	0	0	XXX						4.10
3	62	MOHAMED RAMADAN Moustafa	EGY	4	0	XXX									3.50

NOT RANKED

139 **AISSAOUI Marouane** MAR 2 **DNS**

Details: Start time:17:00 Temperature:+24°C Humidity:18%
Finish Time:17:40 Temperature:+23°C Humidity:20%

Issued: 07/03/2015 at 17:43

Legend

DQ = Disqualified	DNS = Did Not Start
DNF = Did Not Finish	NM = No Mark
X = Failed	0 = Cleared
- = Did Not Attempt	





CAA 12th African Junior Athletics Championships



RESULTS RÉSULTATS

RANK BIB SURNAME & NAME NOC ORD - 1 - - 2 - - 3 - - 4 - - 5 - - 6 - MARK
DATE OF BIRTH
POS DOS NOM ET PRENOM NAT ORD - 1 - - 2 - - 3 - - 4 - - 5 - - 6 - MESURE
DATE DE NAISS.



Shot Put - Men - Final Lancer du poids - Hommes - Finale

WJR	23.00	GILL Jacko	1994	NZL	AUCKLAND	18 AUG 2013
AJR	20.42	EL MOATY Mostafa Abudl	1987	EGY	THE CAIRE	01 NOV 2006
CR	19.59	HASSAN Ahmed		EGY	MAURITIUS	2013

1	56	MAGDY HAMZA Mohamed	EGY	8	X	19.87	19.68	20.32	X	20.66	20.66	AJ
2	52	ABDELAZIZ Shehab	EGY	2		17.86	16.83	17.66	16.80	18.43	18.23	18.43
3	184	VAN ROOYEN Jason	RSA	3		17.25	17.70	17.73	17.31	17.10	17.60	17.73
4	94	MOGA LENCHA Zegeye	ETH	5		16.15	15.55	16.58	15.70	15.45	X	16.58
5	183	SCHOLTZ Johan	RSA	7		14.83	13.88	X	14.95	15.79	15.65	15.79
6	91	MELAKU Commissioner	ETH	1		15.18	14.96	15.74	X	14.62	15.49	15.74
7	147	LAMBARKI Bachir	MAR	6		14.74	14.99	X	-	-	-	14.99
8	21	CHOODA Last	BOT	4		11.20	11.80	X	9.98	X	11.32	11.80

Starting order	1	2	3	4	5	6	7	8						
Initial	91	52	184	21	94	147	183	56						
4th and 5th and 6th at	21	147	91	183	94	184	52	56						

Details:

Start time:18:20
Finish Time:19:40

Temperature:+23°C
Temperature:+21°C

Humidity:20%
Humidity:21%

Issued: 06/03/2015 at 19:44

Legend

DQ = Disqualified
DNF = Did Not Finish
X = Failed

DNS = Did Not Start
NM = No Mark

Addis Ababa (ETH) 5th - 8th march 2015

REC-ASM.37.4.1 / 1

Data processing by Microplus Informatica - www.microplus.it - Timing by TimeTronics - www.timetrronics.be

(Printed at 06/03/2015 at 19:45)





CAA 12th African Junior Athletics Championships



RESULTS RÉSULTATS

RANK BIB SURNAME & NAME NOC ORD - 1 - - 2 - - 3 - - 4 - - 5 - - 6 - MARK
DATE OF BIRTH
POS DOS NOM ET PRENOM NAT ORD - 1 - - 2 - - 3 - - 4 - - 5 - - 6 - MESURE
DATE DE NAISS.



Discus Throw - Men - Final Lancer du disque - Hommes - Finale

WJR	70.13	NESTERENKO Mykyta	1991	UKR	HALLE	24 MAY 2008
AJR	65.68	EL GHAZALI Omar Ahmed	1984	EGY	THE CAIRE	07 NOV 2003
CR	61.87	EL GHAZALI Omar Ahmed	1984	EGY	GAROUA	2003

1	183	SCHOLTZ Johan	RSA	7	54.37	X	54.77	57.57	54.43	55.80	57.57
2	55	ELSHABRAWY Hassan	EGY	2	X	54.74	50.90	52.68	X	X	54.74
3	184	VAN ROOYEN Jason	RSA	3	47.52	51.90	X	52.68	X	X	52.68
4	56	MAGDY HAMZA Mohamed	EGY	5	50.92	X	X	52.04	50.12	51.61	52.04
5	147	LAMBARKI Bachir	MAR	1	45.68	X	X	47.49	47.95	X	47.95
6	151	ENAHORO Ituah	NGR	4	33.57	X	34.63	41.66	42.91	X	42.91
7	67	ABERA NIGUSIE Desta	ETH	6	38.16	35.95	36.14	X	X	39.64	39.64

Starting order	1	2	3	4	5	6	7							
Initial	147	55	184	151	56	67	183							
4th and 5th and 6th at.	67	151	147	56	184	55	183							

Details:

Start time:17:00
Finish Time:18:05

Temperature:+23°C
Temperature:+23°C

Humidity:25%
Humidity:28%

Issued: 08/03/2015 at 18:13

Legend

DQ = Disqualified
DNF = Did Not Finish
X = Failed

DNS = Did Not Start
NM = No Mark

Addis Ababa (ETH) 5th - 8th march 2015

REC-ASM.38.4.1 / 1

Data processing by Microplus Informatica - www.microplus.it - Timing by TimeTronics - www.timetrronics.be

(Printed at 08/03/2015 at 18:13)






CAA 12th African Junior Athletics Championships



RESULTS RÉSULTATS

RANK BIB SURNAME & NAME NOC ORD - 1 - - 2 - - 3 - - 4 - - 5 - - 6 - MARK
DATE OF BIRTH
POS DOS NOM ET PRENOM NAT ORD - 1 - - 2 - - 3 - - 4 - - 5 - - 6 - MESURE
DATE DE NAISS.



Hammer Throw - Men - Final Lancer du marteau - Hommes - Finale

WJR	85.57	ELSEIFY Ashraf Amgad	1995	QAT	BARCELONA	14 JUL 2012
AJR	81.04	SMIT Werner	1984	RSA	BELLVILLE	29 MAR 2003
CR	75.59	ELASRHY Alaa	1991	EGY	BAMBOUS	2009

1	63	TAREK ISMAIL Ahmed	EGY	2	74.46	X	X	74.40	73.78	X	74.46
2	180	MAKHETE Tshepang	RSA	1	X	73.60	X	74.28	X	X	74.28
3	144	HASSAR Abdellah	MAR	3	66.18	63.19	X	67.15	X	67.64	67.64
4	174	CUMMING Alan	RSA	4	64.58	64.85	66.68	64.82	63.95	X	66.68
5	61	SOBHY ABDELKARIM Karim	EGY	5	X	58.92	62.71	X	X	X	62.71

Starting order	1	2	3	4	5									
Initial	180	63	144	174	61									
4th and 5th and 6th at	61	144	174	180	63									

Details:

Start time:17:00
Finish Time:180:5

Temperature:+25°C
Temperature:+24°C

Humidity:18%
Humidity:18%

Legend

DQ = Disqualified
DNF = Did Not Finish
X = Failed

DNS = Did Not Start
NM = No Mark






CAA 12th African Junior Athletics Championships



RESULTS RÉSULTATS

RANK BIB SURNAME & NAME NOC ORD - 1 - - 2 - - 3 - - 4 - - 5 - - 6 - MARK
DATE OF BIRTH
POS DOS NOM ET PRENOM NAT ORD - 1 - - 2 - - 3 - - 4 - - 5 - - 6 - MESURE
DATE DE NAISS.



Javelin Throw - Men - Final Lancer du javelot - Hommes - Finale

WJR	84.69	SIRMAIS Zigismunds	1992	LAT	BAUSKA	22 JUN 2011
AJR	80.03	RAUTENBACH Lohan	1986	RSA	DURBAN	16 APR 2005
CR	77.45	HIJMAN Wiilie		RSA	REDUIT	2001

RANK	BIB	SURNAME & NAME	NOC	ORD	1	2	3	4	5	6	MARK
1	59	SHERIF KHALIL Bahaa	EGY	6	64.98	58.53	70.09	58.32	63.10	61.15	70.09
2	179	LOUBSER Leon	RSA	5	X	58.66	66.02	62.64	67.69	66.03	67.69
3	98	OKELLO OJULU Othow	ETH	3	64.11	65.93	63.91	64.23	64.59	66.23	66.23
4	101	SHITIKA ALIYO Shiferaw	ETH	7	57.31	58.37	59.24	X	55.44	57.90	59.24
5	31	TSAPO Pako	BOT	4	53.11	57.76	57.57	X	X	X	57.76
6	151	ENAHORO Ituah	NGR	1	52.71	46.72	X	35.91	43.97	43.67	52.71
7	16	TRIGO Esmeraldino	ANG	2	X	X	50.71	46.72	X	X	50.71

Starting order	1	2	3	4	5	6	7								
Initial	151	16	98	31	179	59	101								
4th and 5th and 6th at.	16	151	31	101	98	179	59								

Details:

Start time:18:30
Finish Time:19:25

Temperature:+24°C
Temperature:+31°C

Humidity:28%
Humidity:33%

Issued: 07/03/2015 at 19:27

Legend

DQ = Disqualified
DNF = Did Not Finish
X = Failed

DNS = Did Not Start
NM = No Mark





CAA 12th African Junior Athletics Championships



RESULTS RÉSULTATS

RANK BIB TEAM NOC LANE R.T. TIME
POS DOS ÉQUIPE NAT CLR T.R. TEMPS



4 x 100 Relay - Men - First Round 4 x 100 Relais - Hommes - Premier Tour

WJR	38.66	UNITED STATES JUNIOR	USA	GROSSETO	18 JUL 2004
AJR	39.51	COTE D'IVOIRE	CIV	BOUAKE	22 JUL 1995
CR	39.51	COTE D'IVOIRE	CIV	BOUAKE	1995

HEAT 1 OF 2 SÉRIE 1 DES 2

1	NIGERIA	NGR	5	0.304	40.52	Q
166 IGUBE Thankgod - 172 PEKA Victor - 171 OLISAKWE Chukwudi - 160 ASHIEN Godwin						
2	THE GAMBIA	GAM	6	0.262	40.53	Q
115 CAMARA Ebrima - 111 SONKO Alagie - 113 FAYE Assan - 112 JOOF Alieu						
3	KENYA	KEN	3	0.207	42.19	Q
125 KIPROTICH Geoffrey - 135 SAMPAO Alexander - 132 MUTUNGA Stanley Kieti - 121 CHERUYOT Jockthan K.						
4	SEYCHELLES	SEY	4	0.262	42.46	
195 AZEMIA Ned - 199 SICOBO Dyland - 196 HARRYBA Mohamed - 198 ROSELINE Jean Yves						
5	ZIMBABWE	ZIM	7	0.315	42.49	
236 MATIYENGA Tinotenda - 237 MUNYAWARARA Tafadzwa - 231 NCUBE MAXEN K.N. - 232 HLAUGUYO Shingirai						

Qualification: First 3 in each heat (Q) and 2 fastest (q) to Final

Details: Start time: 9:49 Temperature: +17°C Humidity: 36%



Issued: 07/03/2015 at 9:51

Legend

DQ = Disqualified
DNF = Did Not Finish

DNS = Did Not Start
Fn = False Start





CAA 12th African Junior Athletics Championships



RESULTS RÉSULTATS

RANK BIB TEAM NOC LANE R.T. TIME
POS DOS ÉQUIPE NAT CLR T.R. TEMPS



4 x 100 Relay - Men - First Round 4 x 100 Relais - Hommes - Premier Tour

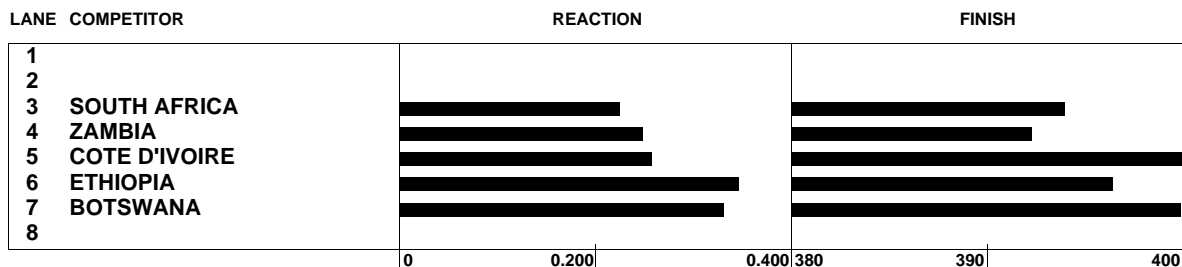
WJR	38.66	UNITED STATES JUNIOR	USA	GROSSETO	18 JUL 2004
AJR	39.51	COTE D'IVOIRE	CIV	BOUAKE	22 JUL 1995
CR	39.51	COTE D'IVOIRE	CIV	BOUAKE	1995

HEAT 2 OF 2 SÉRIE 2 DES 2

1	COTE D'IVOIRE	CIV	5	0.258	41.27 Q
36 KOFFI N'Dri Constant - 39 TCHAN BI Chan Aurel - 38 LEDJOU Jean Marc - 35 CISSE Gue Arthur					
2	BOTSWANA	BOT	7	0.331	41.28 Q
28 SEKGOPI Thabiso - 20 BASIMA Vincent - 24 MOTHIBI Karabo - 27 SCOTCH Leungo					
3	ETHIOPIA	ETH	6	0.346	41.64 Q
65 ABDELA HASSEN Ahimed - 95 MOHAMMED Bediru - 86 KEMAL KERETA Abdusetar - 102 SOLOMON JINOLO Barnabas					
4	SOUTH AFRICA	RSA	3	0.225	41.90 q
181 ROBERTS Rivaldo - 178 LOMBAARD Larry - 173 COETZER Hanno - 175 DE BRUIN Darren					
5	ZAMBIA	ZAM	4	0.248	42.08 q
227 CHAMA Godfrey - 228 KASINDA Brian - 223 HAZEMBA Chidamba - 230 SIAME Sydney					

Qualification: First 3 in each heat (Q) and 2 fastest (q) to Final

Details: Start time: 9:58 Temperature: +17°C Humidity: 37%



Issued: 07/03/2015 at 10:00

Legend

DQ = Disqualified
DNF = Did Not Finish

DNS = Did Not Start
Fn = False Start





CAA 12th African Junior Athletics Championships



SUMMARY RÉSUMÉ

RANK BIB TEAM NOC HEAT LANE RANK TIME
POS DOS ÉQUIPE NAT SERIE CLR POS TEMPS



4 x 100 Relay - Men - First Round 4 x 100 Relais - Hommes - Premier Tour

WJR	38.66	UNITED STATES JUNIOR	USA	GROSSETO	18 JUL 2004
AJR	39.51	COTE D'IVOIRE	CIV	BOUAKE	22 JUL 1995
CR	39.51	COTE D'IVOIRE	CIV	BOUAKE	1995

Rank	Team	NOC	Heat	Lane	Rank	Time	Qualification
1	NIGERIA	NGR	1	5	1	40.52	Q
166 IGUBE Thankgod - 172 PEKA Victor - 171 OLISAKWE Chukwudi - 160 ASHIEN Godwin							
2	THE GAMBIA	GAM	1	6	2	40.53	Q
115 CAMARA Ebrima - 111 SONKO Alagie - 113 FAYE Assan - 112 JOOF Alieu							
3	COTE D'IVOIRE	CIV	2	5	1	41.27	Q
36 KOFFI N'Dri Constant - 39 TCHAN BI Chan Aurel - 38 LEDJOU Jean Marc - 35 CISSE Gue Arthur							
4	BOTSWANA	BOT	2	7	2	41.28	Q
28 SEKGOPI Thabiso - 20 BASIMA Vincent - 24 MOTHIBI Karabo - 27 SCOTCH Leungo							
5	ETHIOPIA	ETH	2	6	3	41.64	Q
65 ABDELA HASSEN Ahimed - 95 MOHAMMED Bediru - 86 KEMAL KERETA Abdusetar - 102 SOLOMON JINOLO Barnabas							
6	SOUTH AFRICA	RSA	2	3	4	41.90	q
181 ROBERTS Rivaldo - 178 LOMBAARD Larry - 173 COETZER Hanno - 175 DE BRUIN Darren							
7	ZAMBIA	ZAM	2	4	5	42.08	q
227 CHAMA Godfrey - 228 KASINDA Brian - 223 HAZEMBA Chidamba - 230 SIAME Sydney							
8	KENYA	KEN	1	3	3	42.19	Q
125 KIPROTICH Geofrey - 135 SAMPAO Alexander - 132 MUTUNGA Stanley Kieti - 121 CHERUYOT Jockthan K.							
9	SEYCHELLES	SEY	1	4	4	42.46	
195 AZEMIA Ned - 199 SICOBO Dyland - 196 HARRYBA Mohamed - 198 ROSELINE Jean Yves							
10	ZIMBABWE	ZIM	1	7	5	42.49	
236 MATIYENGA Tinotenda - 237 MUNYAWARARA Tafadzwa - 231 NCUBE MAXEN K.N. - 232 HLAUGUYO Shingirai							

Qualification: First 3 in each heat (Q) and 2 fastest (q) to Final

Legend

DQ = Disqualified
DNF = Did Not Finish

DNS = Did Not Start
Fn = False Start





CAA 12th African Junior Athletics Championships



QUALIFIED QUALIFIED

RANK BIB TEAM NOC HEAT LANE RANK TIME
POS DOS ÉQUIPE NAT SERIE CLR POS TEMPS



4 x 100 Relay - Men - First Round 4 x 100 Relais - Hommes - Premier Tour

WJR	38.66	UNITED STATES JUNIOR	USA	GROSSETO	18 JUL 2004
AJR	39.51	COTE D'IVOIRE	CIV	BOUAKE	22 JUL 1995
CR	39.51	COTE D'IVOIRE	CIV	BOUAKE	1995

1	NIGERIA	NGR	1	5	1	40.52	Q
166 IGUBE Thankgod - 172 PEKA Victor - 171 OLISAKWE Chukwudi - 160 ASHIEN Godwin							
3	COTE D'IVOIRE	CIV	2	5	1	41.27	Q
36 KOFFI N'Dri Constant - 39 TCHAN BI Chan Aurel - 38 LEDJOU Jean Marc - 35 CISSE Gue Arthur							
2	THE GAMBIA	GAM	1	6	2	40.53	Q
115 CAMARA Ebrima - 111 SONKO Alagie - 113 FAYE Assan - 112 JOOF Alieu							
4	BOTSWANA	BOT	2	7	2	41.28	Q
28 SEKGOPI Thabiso - 20 BASIMA Vincent - 24 MOTHIBI Karabo - 27 SCOTCH Leungo							
5	ETHIOPIA	ETH	2	6	3	41.64	Q
65 ABDELA HASSEN Ahimed - 95 MOHAMMED Bediru - 86 KEMAL KERETA Abdusetar - 102 SOLOMON JINOLO Barnabas							
8	KENYA	KEN	1	3	3	42.19	Q
125 KIPROTICH Geoffrey - 135 SAMPAO Alexander - 132 MUTUNGA Stanley Kieti - 121 CHERUYOT Jockthan K.							
6	SOUTH AFRICA	RSA	2	3	4	41.90	q
181 ROBBERTS Rivaldo - 178 LOMBAARD Larry - 173 COETZER Hanno - 175 DE BRUIN Darren							
7	ZAMBIA	ZAM	2	4	5	42.08	q
227 CHAMA Godfrey - 228 KASINDA Brian - 223 HAZEMBA Chidamba - 230 SIAME Sydney							

Qualification: First 3 in each heat (Q) and 2 fastest (q) to Final

Legend

DQ = Disqualified
DNF = Did Not Finish

DNS = Did Not Start
Fn = False Start





CAA 12th African Junior Athletics Championships



RESULTS RÉSULTATS

RANK	BIB	TEAM	NOC	LANE	R.T.	TIME
POS	DOS	ÉQUIPE	NAT	CLR	T.R.	TEMPS



4 x 100 Relay - Men - Final 4 x 100 Relais - Hommes - Finale

WJR	38.66	UNITED STATES JUNIOR	USA	GROSSETO	18 JUL 2004
AJR	39.51	COTE D'IVOIRE	CIV	BOUAKE	22 JUL 1995
CR	39.51	COTE D'IVOIRE	CIV	BOUAKE	1995

FINAL FINALE

1	NIGERIA	NGR	4	0.278	39.99
	166 IGUBE Thankgod - 172 PEKA Victor - 171 OLISAKWE Chukwudi - 169 ODUDURU Divine				
2	BOTSWANA	BOT	3	0.251	40.95
	28 SEKGOPI Thabiso - 27 SCOTCH Leungo - 24 MOTHIBI Karabo - 20 BASIMA Vincent				
3	SOUTH AFRICA	RSA	2	0.192	41.46
	178 LOMBAARD Larry - 181 ROBERTS Rivaldo - 173 COETZER Hanno - 175 DE BRUIN Darren				
4	COTE D'IVOIRE	CIV	6	0.318	41.46
	36 KOFFI N'Dri Constant - 39 TCHAN BI Chan Aurel - 38 LEDJOU Jean Marc - 35 CISSE Gue Arthur				
5	ETHIOPIA	ETH	7	0.360	41.71
	65 ABDELA HASSEN Ahimed - 95 MOHAMMED Bediru - 86 KEMAL KERETA Abdusetar - 102 SOLOMON JINOLO Barnabas				
6	THE GAMBIA	GAM	5	0.318	42.00
	115 CAMARA Ebrima - 116 KEITA Tijan - 113 FAYE Assan - 112 JOOF Alieu				

NOT RANKED

ZAMBIA	ZAM	1	DNS
227 CHAMA Godfrey - 228 KASINDA Brian - 223 HAZEMBA Chidamba - 230 SIAME Sydney			
KENYA	KEN	8	DNS
125 KIPROTICH Geoffrey - 135 SAMPAO Alexander - 132 MUTUNGA Stanley Kieti - 121 CHERUYOT Jockthan K.			

Details: Start time:19:53 Temperature:+21°C Humidity:33%



Issued: 07/03/2015 at 19:54

Legend

DQ = Disqualified
DNF = Did Not Finish

DNS = Did Not Start
Fn = False Start





CAA 12th African Junior Athletics Championships



RESULTS RÉSULTATS

RANK	BIB	TEAM	NOC	LANE	R.T.	TIME
POS	DOS	ÉQUIPE	NAT	CLR	T.R.	TEMPS



4 x 400 Relay - Men - Final 4 x 400 Relais - Hommes - Finale

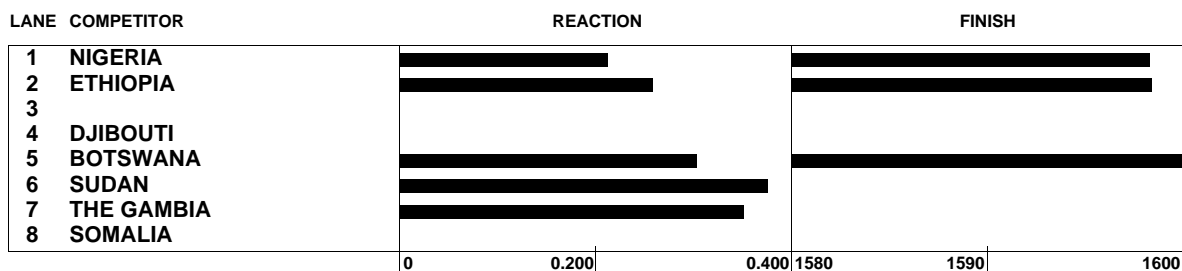
WJR	3:01.09	UNITED STATES JUNIOR	USA	GROSSETO	18 JUL 2004
AJR	3:04.50	SOUTH AFRICA	RSA	GROSSETO	18 JUN 2004
CR	3:08.68	NIGERIA	NGR	IBADAN	1997

1	BOTSWANA	BOT	5	0.304	3:11.00
29 SIBANDA Karabo - 27 SCOTCH Leungo - 23 KEETILE Unod - 20 BASIMA Vincent					
2	ETHIOPIA	ETH	2	0.259	3:11.19
81 HAILU BALI Kenenisa - 106 TESFAYE Aduga - 109 TURIE BEKER Haji - 64 ABABU FELEKE Gezahegn					
3	NIGERIA	NGR	1	0.212	3:11.20
159 AKERELE Omeiza - 158 ADEYEMI SIKIRU Adewale - 162 AUDU Abdulsalam - 165 FASASI Adekunle Rilwan					
4	THE GAMBIA	GAM	7	0.352	3:20.05
112 JOOF Alieu - 114 MARONG Demba - 111 SONKO Alagie - 116 KEITA Tijan					
5	SUDAN	SUD	6	0.376	3:21.75
212 ELTAIB Haroun - 213 HAMID Elhadi - 210 ABDELWAHAB Adam - 215 SULIMAN Haistham					
6	DJIBOUTI	DJI	4		3:35.98
47 DJAMAL Said Ilhired - 33 SAID HASSAN Ibrahim - 14 HASSAN Wais - 11 ABDOURAZAK Houssein					
7	SOMALIA	SOM	8		3:46.18
203 HUSSEIN HASSAN Ahmed - 204 HUSSEIN HASSAN Mohamed - 201 ABDIZIZ SALAD Sharmaarke - 205 MUSE ALI Abdiias					

NOT RANKED

KENYA	KEN	3	DNS
128 KOECH Jonah Kipruto - 133 RONOH Patrick Kiprotich - 123 KIPKOECH Stephen - 136 TONUJ Harona Kibet			

Details: Start time:18:27 Temperature:+22°C Humidity:20%



Issued: 08/03/2015 at 18:37

Legend

DQ = Disqualified
DNF = Did Not Finish

DNS = Did Not Start
Fn = False Start





CAA 12th African Junior Athletics Championships



RESULTS RÉSULTATS

RANK BIB SURNAME & NAME NOC DATE OF BIRTH LANE R.T. TIME
POS DOS NOM ET PRENOM NAT DATE DE NAISS. CLR T.R. TEMPS



100 m - Women - First Round 100 m - Dames - Premier Tour

WJR	10.88	GOHR Marlies	1958	GDR	DRESDEN	01 JUL 1977
AJR	11.11	EKAH Joan Uduak	1980	NGR	LAUSANNE	02 JUL 1999
CR	11.38	NIXU Mercy		NGR	BOUAKE	1995

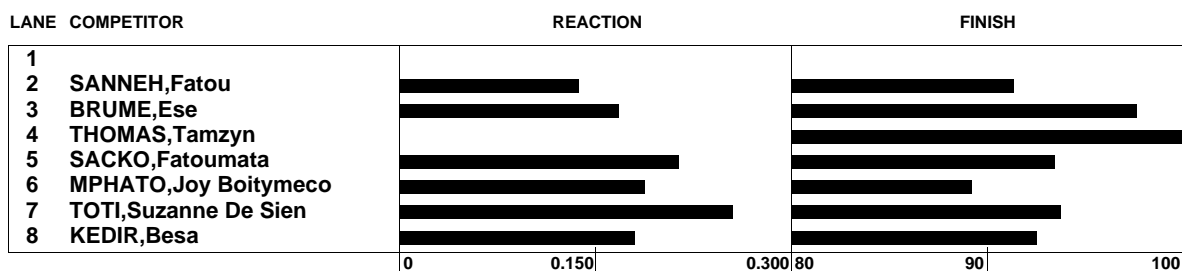
HEAT 1 OF 2 SÉRIE 1 DES 2

(Wind: -5.9 m/s)

1	404	THOMAS Tamzyn	RSA		4		12.02 Q
2	382	BRUME Ese	NGR		3	0.168	12.31 Q
3	274	TOTI Suzanne De Sienne	CIV		7	0.255	12.82 Q
4	366	SACKO Fatoumata	MLI		5	0.214	12.86
5	315	KEDIR Besa	ETH		8	0.180	12.98
6	338	SANNEH Fatou	GAM		2	0.137	13.15
7	264	MPHATO Joy Boitymeco	BOT		6	0.188	13.47

Qualification: First 3 in each heat (Q) and 2 fastest (q) to Final

Details: Start time:18:38 Temperature:+22°C Humidity:22%



Issued: 05/03/2015 at 18:39

Legend

DQ = Disqualified
DNF = Did Not Finish

DNS = Did Not Start
Fn = False Start





CAA 12th African Junior Athletics Championships



RESULTS RÉSULTATS

RANK BIB SURNAME & NAME NOC DATE OF BIRTH LANE R.T. TIME
POS DOS NOM ET PRENOM NAT DATE DE NAISS. CLR T.R. TEMPS



100 m - Women - First Round 100 m - Dames - Premier Tour

WJR	10.88	GOHR Marlies	1958	GDR	DRESDEN	01 JUL 1977
AJR	11.11	EKAH Joan Uduak	1980	NGR	LAUSANNE	02 JUL 1999
CR	11.38	NIXU Mercy		NGR	BOUAKE	1995

HEAT 2 OF 2 SÉRIE 2 DES 2

(Wind: -2.4 m/s)

1	376	ALPHONSUS Aniekeme	NGR	7	12.15 Q
2	393	DU PLOOY Simone	RSA	4	12.20 Q
3	271	MOHAMED ASW Basant	EGY	3	12.48 Q
4	272	KONE Maboundou	CIV	8	12.51 q
5	307	FREW Fayo	ETH	6	12.53 q
6	337	MANIANG Mariama	GAM	1	12.89
7	418	NIOZE Dianne	SEY	2	13.09
8	428	BANURA Maureen	UGA	5	13.26

Qualification: First 3 in each heat (Q) and 2 fastest (q) to Final

Details: Start time:18:44 Temperature:+22°C Humidity:22%

LANE	COMPETITOR	REACTION	FINISH
1	MANIANG, Mariama		
2	NIOZE, Dianne		
3	MOHAMED ASW, Basant		
4	DU PLOOY, Simone		
5	BANURA, Maureen		
6	FREW, Fayo		
7	ALPHONSUS, Aniekeme		
8	KONE, Maboundou		

Issued: 05/03/2015 at 18:45

Legend

DQ = Disqualified
DNF = Did Not Finish

DNS = Did Not Start
Fn = False Start

Addis Ababa (ETH) 5th - 8th march 2015

CLV-ASF.3.1.2 / 1

Data processing by Microplus Informatica - www.microplus.it - Timing by TimeTronics - www.timetrronics.be

(Printed at 05/03/2015 at 18:47)





CAA 12th African Junior Athletics Championships



SUMMARY SUMMARY

RANK BIB SURNAME & NAME NOC DATE OF BIRTH HEAT LANE RANK WIND TIME
POS DOS NOM ET PRENOM NAT DATE DE NAISS. SERIE CLR POS VENT TEMPS



100 m - Women - First Round 100 m - Dames - Premier Tour

WJR	10.88	GOHR Marlies	1958	GDR	DRESDEN	01 JUL 1977
AJR	11.11	EKAH Joan Uduak	1980	NGR	LAUSANNE	02 JUL 1999
CR	11.38	NIXU Mercy		NGR	BOUAKE	1995

RANK	BIB	SURNAME & NAME	NOC	DATE OF BIRTH	HEAT	LANE	RANK	WIND	TIME	STATUS
1	404	THOMAS Tamzyn	RSA		1	4	1	-5.9	12.02	Q
2	376	ALPHONSUS Aniekeme	NGR		2	7	1	-2.4	12.15	Q
3	393	DU PLOOY Simone	RSA		2	4	2	-2.4	12.20	Q
4	382	BRUME Ese	NGR		1	3	2	-5.9	12.31	Q
5	271	MOHAMED ASW Basant	EGY		2	3	3	-2.4	12.48	Q
6	272	KONE Maboundou	CIV		2	8	4	-2.4	12.51	q
7	307	FREW Fayo	ETH		2	6	5	-2.4	12.53	q
8	274	TOTI Suzanne De Sienne	CIV		1	7	3	-5.9	12.82	Q
9	366	SACKO Fatoumata	MLI		1	5	4	-5.9	12.86	
10	337	MANIANG Mariama	GAM		2	1	6	-2.4	12.89	
11	315	KEDIR Besa	ETH		1	8	5	-5.9	12.98	
12	418	NIOZE Dianne	SEY		2	2	7	-2.4	13.09	
13	338	SANNEH Fatou	GAM		1	2	6	-5.9	13.15	
14	428	BANURA Maureen	UGA		2	5	8	-2.4	13.26	
15	264	MPHATO Joy Boitymeco	BOT		1	6	7	-5.9	13.47	

Qualification: First 3 in each heat (Q) and 2 fastest (q) to Final

Legend

DQ = Disqualified
DNF = Did Not Finish

DNS = Did Not Start
Fn = False Start

Addis Ababa (ETH) 5th - 8th march 2015

RPV-ASF.3.1.0 / 1

Data processing by Microplus Informatica - www.microplus.it - Timing by TimeTronics - www.timetrronics.be

(Printed at 05/03/2015 at 18:48)





CAA 12th African Junior Athletics Championships



QUALIFIED QUALIFIED

RANK BIB SURNAME & NAME NOC DATE OF BIRTH HEAT LANE RANK WIND TIME
POS DOS NOM ET PRENOM NAT DATE DE NAISS. SERIE CLR POS VENT TEMPS



100 m - Women - First Round 100 m - Dames - Premier Tour

WJR	10.88	GOHR Marlies	1958	GDR	DRESDEN	01 JUL 1977
AJR	11.11	EKAH Joan Uduak	1980	NGR	LAUSANNE	02 JUL 1999
CR	11.38	NIXU Mercy		NGR	BOUAKE	1995

1	404	THOMAS Tamzyn	RSA		1	4	1	-5.9	12.02	Q
2	376	ALPHONSUS Aniekeme	NGR		2	7	1	-2.4	12.15	Q
3	393	DU PLOOY Simone	RSA		2	4	2	-2.4	12.20	Q
4	382	BRUME Ese	NGR		1	3	2	-5.9	12.31	Q
5	271	MOHAMED ASW Basant	EGY		2	3	3	-2.4	12.48	Q
8	274	TOTI Suzanne De Sienne	CIV		1	7	3	-5.9	12.82	Q
6	272	KONE Maboundou	CIV		2	8	4	-2.4	12.51	q
7	307	FREW Fayo	ETH		2	6	5	-2.4	12.53	q

Qualification: First 3 in each heat (Q) and 2 fastest (q) to Final

Legend

DQ = Disqualified
DNF = Did Not Finish

DNS = Did Not Start
Fn = False Start

Addis Ababa (ETH) 5th - 8th march 2015

RPV-ASF.3.1.0 / 1

Data processing by Microplus Informatica - www.microplus.it - Timing by TimeTronics - www.timetrronics.be

(Printed at 05/03/2015 at 18:48)





CAA 12th African Junior Athletics Championships



RESULTS RÉSULTATS

RANK	BIB	SURNAME & NAME	NOC	DATE OF BIRTH	LANE	R.T.	TIME
POS	DOS	NOM ET PRENOM	NAT	DATE DE NAISS.	CLR	T.R.	TEMPS



100 m - Women - Final 100 m - Dames - Finale

WJR	10.88	GOHR Marlies	1958	GDR	DRESDEN	01 JUL 1977
AJR	11.11	EKAH Joan Uduak	1980	NGR	LAUSANNE	02 JUL 1999
CR	11.38	NIXU Mercy		NGR	BOUAKE	1995

FINAL FINALE

(Wind: -1.4 m/s)

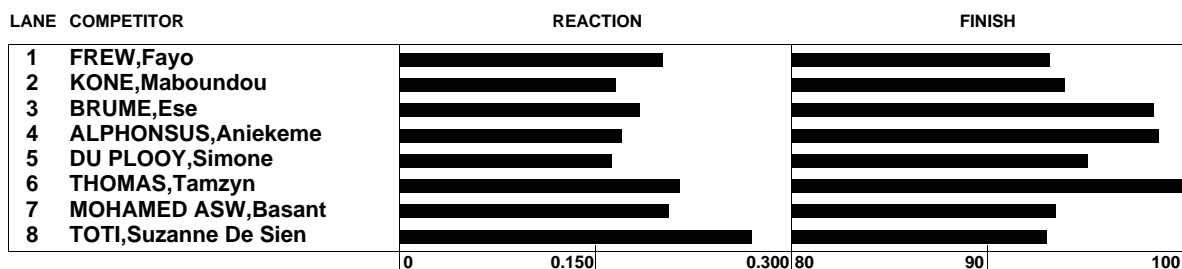
1	404	THOMAS Tamzyn	RSA	6	0.215	11.69
2	376	ALPHONSUS Aniekeme	NGR	4	0.170	11.83
3	382	BRUME Ese	NGR	3	0.184	11.86
4	393	DU PLOOY Simone	RSA	5	0.163	12.28
5	272	KONE Maboundou	CIV	2	0.166	12.44
6	271	MOHAMED ASW Basant	EGY	7	0.206	12.50
7	307	FREW Fayo	ETH	1	0.202	12.54
8	274	TOTI Suzanne De Sienne	CIV	8	0.270	12.56

Details:

Start time:17:22

Temperature:+25°C

Humidity:17%



Issued: 06/03/2015 at 17:23

Legend

DQ = Disqualified
DNF = Did Not Finish

DNS = Did Not Start
Fn = False Start

Addis Ababa (ETH) 5th - 8th march 2015

CLV-ASF.3.4.1 / 1

Data processing by Microplus Informatica - www.microplus.it - Timing by TimeTronics - www.timetrronics.be

(Printed at 06/03/2015 at 17:23)





CAA 12th African Junior Athletics Championships



RESULTS RÉSULTATS

RANK	BIB	SURNAME & NAME	NOC	DATE OF BIRTH	LANE	R.T.	TIME
POS	DOS	NOM ET PRENOM	NAT	DATE DE NAISS.	CLR	T.R.	TEMPS



200 m - Women - First Round 200 m - Dames - Premier Tour

WJR	22.11	FELIX Allyson	1985	USA	CIUDAD DE ME	03 MAY 2003
AJR	22.52	ONYALI OMAGBENI Mary	1968	NGR	ROME	03 SEP 1987
CR	23.40	ATANGANA Delphine	1984	CMR	GAROUA	2003

HEAT 1 OF 2 SÉRIE 1 DES 2

(Wind: -2.0 m/s)

1	327	TAMANGNU YUMA Tegest	ETH	7	0.292	24.45 Q
2	376	ALPHONSUS Aniekeme	NGR	3	0.231	24.68 Q
3	393	DU PLOOY Simone	RSA	8	0.286	24.87 Q
4	337	MANIANG Mariama	GAM	2	0.154	25.97
5	274	TOTI Suzanne De Sienne	CIV	1	0.213	26.27
6	418	NIOZE Dianne	SEY	5	0.214	26.44
7	428	BANURA Maureen	UGA	6	0.316	27.08

NOT RANKED

271 MOHAMED ASW Basant EGY 4 DQ 162.8

Qualification: First 3 in each heat (Q) and 2 fastest (q) to Final

Details: Start time:17:25 Temperature:+24°C Humidity:18%



Issued: 07/03/2015 at 17:27

Legend

DQ = Disqualified
DNF = Did Not Finish

DNS = Did Not Start
Fn = False Start





CAA 12th African Junior Athletics Championships



RESULTS RÉSULTATS

RANK	BIB	SURNAME & NAME	NOC	DATE OF BIRTH	LANE	R.T.	TIME
POS	DOS	NOM ET PRENOM	NAT	DATE DE NAISS.	CLR	T.R.	TEMPS



200 m - Women - First Round 200 m - Dames - Premier Tour

WJR	22.11	FELIX Allyson	1985	USA	CIUDAD DE ME	03 MAY 2003
AJR	22.52	ONYALI OMAGBENI Mary	1968	NGR	ROME	03 SEP 1987
CR	23.40	ATANGANA Delphine	1984	CMR	GAROUA	2003

HEAT 2 OF 2 SÉRIE 2 DES 2

(Wind: -3.9 m/s)

1	384	IDAMADUDU Praise	NGR	7	0.278	24.35 Q
2	397	HAUPT Robyn	RSA	5	0.258	25.30 Q
3	366	SACKO Fatoumata	MLI	2	0.197	25.45 Q
4	322	SEFA SURAJ Neima	ETH	8	0.321	25.67 q
5	349	THOMAS Maureen Nyatichi	KEN	3	0.180	25.69 q
6	272	KONE Maboundou	CIV	6	0.246	25.87
7	338	SANNEH Fatou	GAM	4	0.166	26.31
8	425	THESUNI Rose Seif	TAN	1		27.85

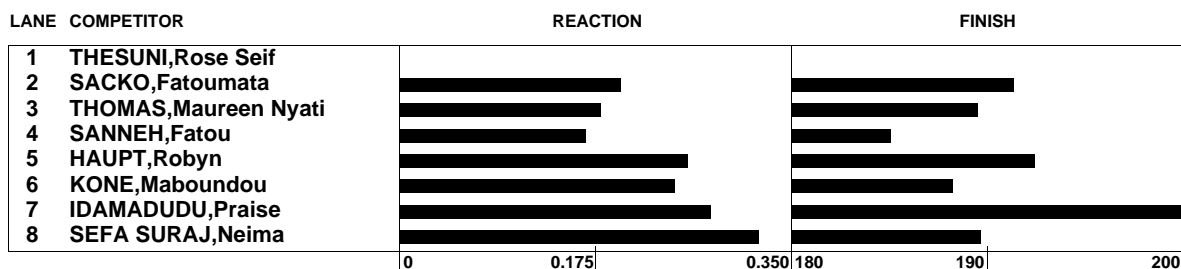
Qualification: First 3 in each heat (Q) and 2 fastest (q) to Final

Details:

Start time:17:33

Temperature:+24°C

Humidity:18%



Issued: 07/03/2015 at 17:34

Legend

DQ = Disqualified
DNF = Did Not Finish

DNS = Did Not Start
Fn = False Start

Addis Ababa (ETH) 5th - 8th march 2015

CLV-ASF.4.1.1 / 1

Data processing by Microplus Informatica - www.microplus.it - Timing by TimeTronics - www.timetrronics.be

(Printed at 07/03/2015 at 17:42)





CAA 12th African Junior Athletics Championships



SUMMARY SUMMARY

RANK BIB SURNAME & NAME NOC DATE OF BIRTH HEAT LANE RANK WIND TIME
POS DOS NOM ET PRENOM NAT DATE DE NAISS. SERIE CLR POS VENT TEMPS



200 m - Women - First Round 200 m - Dames - Premier Tour

WJR	22.11	FELIX Allyson	1985	USA	CIUDAD DE ME	03 MAY 2003
AJR	22.52	ONYALI OMAGBENI Mary	1968	NGR	ROME	03 SEP 1987
CR	23.40	ATANGANA Delphine	1984	CMR	GAROUA	2003

1	384	IDAMADUDU Praise	NGR		2	7	1	-3.9	24.35	Q
2	327	TAMANGNU YUMA Tegest	ETH		1	7	1	-2.0	24.45	Q
3	376	ALPHONSUS Aniekeme	NGR		1	3	2	-2.0	24.68	Q
4	393	DU PLOOY Simone	RSA		1	8	3	-2.0	24.87	Q
5	397	HAUPT Robyn	RSA		2	5	2	-3.9	25.30	Q
6	366	SACKO Fatoumata	MLI		2	2	3	-3.9	25.45	Q
7	322	SEFA SURAJ Neima	ETH		2	8	4	-3.9	25.67	q
8	349	THOMAS Maureen Nyatichi	KEN		2	3	5	-3.9	25.69	q
9	272	KONE Maboundou	CIV		2	6	6	-3.9	25.87	
10	337	MANIANG Mariama	GAM		1	2	4	-2.0	25.97	
11	274	TOTI Suzanne De Sienne	CIV		1	1	5	-2.0	26.27	
12	338	SANNEH Fatou	GAM		2	4	7	-3.9	26.31	
13	418	NIOZE Dianne	SEY		1	5	6	-2.0	26.44	
14	428	BANURA Maureen	UGA		1	6	7	-2.0	27.08	
15	425	THESUNI Rose Seif	TAN		2	1	8	-3.9	27.85	

NOT RANKED

271 **MOHAMED ASW Basant** EGY 1 4 -2.0 **DQ** 162.8

Qualification: First 3 in each heat (Q) and 2 fastest (q) to Final

Legend

DQ = Disqualified
DNF = Did Not Finish

DNS = Did Not Start
Fn = False Start





CAA 12th African Junior Athletics Championships



QUALIFIED QUALIFIED

RANK BIB SURNAME & NAME NOC DATE OF BIRTH HEAT LANE RANK WIND TIME
POS DOS NOM ET PRENOM NAT DATE DE NAISS. SERIE CLR POS VENT TEMPS



200 m - Women - First Round 200 m - Dames - Premier Tour

WJR	22.11	FELIX Allyson	1985	USA	CIUDAD DE ME	03 MAY 2003
AJR	22.52	ONYALI OMAGBENI Mary	1968	NGR	ROME	03 SEP 1987
CR	23.40	ATANGANA Delphine	1984	CMR	GAROUA	2003

1	384	IDAMADUDU Praise	NGR		2	7	1	-3.9	24.35	Q
2	327	TAMANGNU YUMA Tegest	ETH		1	7	1	-2.0	24.45	Q
3	376	ALPHONSUS Aniekeme	NGR		1	3	2	-2.0	24.68	Q
5	397	HAUPT Robyn	RSA		2	5	2	-3.9	25.30	Q
4	393	DU PLOOY Simone	RSA		1	8	3	-2.0	24.87	Q
6	366	SACKO Fatoumata	MLI		2	2	3	-3.9	25.45	Q
7	322	SEFA SURAJ Neima	ETH		2	8	4	-3.9	25.67	q
8	349	THOMAS Maureen Nyatichi	KEN		2	3	5	-3.9	25.69	q

Qualification: First 3 in each heat (Q) and 2 fastest (q) to Final

Legend

DQ = Disqualified
DNF = Did Not Finish

DNS = Did Not Start
Fn = False Start

Addis Ababa (ETH) 5th - 8th march 2015

RPV-ASF.4.1.0 / 1

Data processing by Microplus Informatica - www.microplus.it - Timing by TimeTronics - www.timetrronics.be

(Printed at 07/03/2015 at 17:36)





CAA 12th African Junior Athletics Championships



RESULTS RÉSULTATS

RANK	BIB	SURNAME & NAME	NOC	DATE OF BIRTH	LANE	R.T.	TIME
POS	DOS	NOM ET PRENOM	NAT	DATE DE NAISS.	CLR	T.R.	TEMPS



200 m - Women - Final 200 m - Dames - Finale

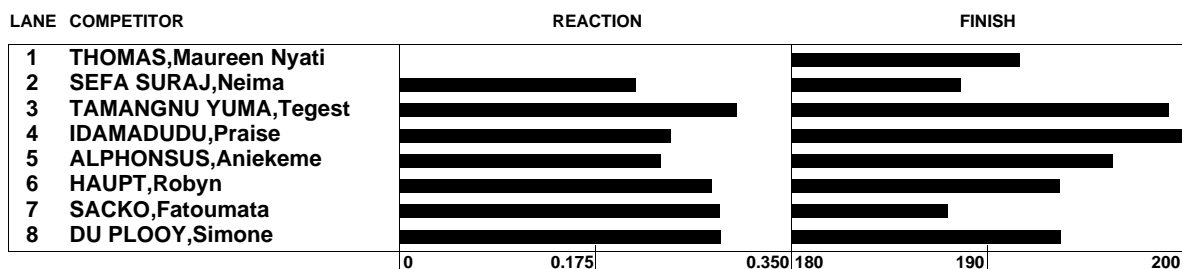
WJR	22.11	FELIX Allyson	1985	USA	CIUDAD DE ME	03 MAY 2003
AJR	22.52	ONYALI OMAGBENI Mary	1968	NGR	ROME	03 SEP 1987
CR	23.40	ATANGANA Delphine	1984	CMR	GAROUA	2003

FINAL FINALE

(Wind: -1.6 m/s)

1	384	IDAMADUDU Praise	NGR	4	0.242	23.76
2	327	TAMANGNU YUMA Tegest	ETH	3	0.301	23.84
3	376	ALPHONSUS Aniekeme	NGR	5	0.233	24.19
4	393	DU PLOOY Simone	RSA	8	0.287	24.52
5	397	HAUPT Robyn	RSA	6	0.279	24.53
6	349	THOMAS Maureen Nyatichi	KEN	1		24.79
7	322	SEFA SURAJ Neima	ETH	2	0.211	25.19
8	366	SACKO Fatoumata	MLI	7	0.286	25.27

Details: Start time:15:57 Temperature:+24°C Humidity:18%



Issued: 08/03/2015 at 15:59

Legend

DQ = Disqualified
DNF = Did Not Finish

DNS = Did Not Start
Fn = False Start





CAA 12th African Junior Athletics Championships



RESULTS RÉSULTATS

RANK BIB SURNAME & NAME NOC DATE OF BIRTH LANE R.T. TIME
POS DOS NOM ET PRENOM NAT DATE DE NAISS. CLR T.R. TEMPS



400 m - Women - Final 400 m - Dames - Finale

WJR	49.42	BREUER Grit	1972	GER	TOKYO	27 AUG 1991
AJR	50.59	YUSUF Fatima	1971	NGR	BUDAPEST	05 AUG 1990
CR	52.02	ABUGAN Folashade	1990	NGR	BAMBOUS	2009

1	372	ADELOYE Olowatosin	NGR	4	0.338	54.09
2	380	ASAMU Esther	NGR	6	0.374	55.11
3	327	TAMANGNU YUMA Tegest	ETH	7	0.380	55.24
4	322	SEFA SURAJ Neima	ETH	5	0.328	55.84
5	261	AGBETY Mariette	BEN	3	0.250	58.23
6	414	MANE Naty Nafy	SEN	8		59.33
7	263	MOROKO Galefele	BOT	2		1:00.16

Details: Start time:17:58 Temperature:+24°C Humidity:18%



Issued: 06/03/2015 at 16:01

Legend

DQ = Disqualified
DNF = Did Not Finish

DNS = Did Not Start
Fn = False Start





CAA 12th African Junior Athletics Championships



RESULTS RÉSULTATS

RANK	BIB	SURNAME & NAME	NOC	DATE OF BIRTH	LANE	R.T.	TIME
POS	DOS	NOM ET PRENOM	NAT	DATE DE NAISS.	CLR	T.R.	TEMPS



800 m - Women - Final 800 m - Dames - Finale

WJR	1:54.01	JELIMO Pamela	1989	KEN	ZŠRICH	29 AUG 2008
AJR	1:54.01	JELIMO Pamela	1989	KEN	ZURICH	29 AUG 2008
CR	1:56.72	SEMENYA Caster	1991	RSA	BAMBOUS	2009

1	325	SHUMI REGASA Chaltu	ETH		8	2:09.20
2	331	TOLA NAGAHO Kore	ETH		2	2:09.61
3	427	ANENO Susan	UGA		6	2:11.73
4	341	CHEPKEMOI Betty	KEN		5	2:14.66
5	347	NALYANYA Eglay Nafuma	KEN		7	2:18.72
6	429	CHEBET Esther	UGA		3	2:22.70

NOT RANKED

266	UERIMUNA Thandi	BOT	1	DNS
278	MAKAYA ASSAINI Divine	COD	4	DNS

Intermediate (Bib and time):

400 m : 427 1:05.63

Details: Start time:17:48 Temperature:+24°C Humidity:18%

LANE	COMPETITOR	REACTION	FINISH
1			
2	TOLA NAGAHO,Kore		
3	CHEBET,Esther		
4			
5	CHEPKEMOI,Betty		
6	ANENO,Susan		
7	NALYANYA,Eglay Nafum		
8	SHUMI REGASA,Chaltu		

780 790 800

Issued: 06/03/2015 at 17:48

Legend

DQ = Disqualified
DNF = Did Not Finish

DNS = Did Not Start
Fn = False Start





CAA 12th African Junior Athletics Championships



RESULTS RÉSULTATS

RANK	BIB	SURNAME & NAME	NOC	DATE OF BIRTH	ORD	TIME
POS	DOS	NOM ET PRENOM	NAT	DATE DE NAISS.	ORD	TEMPS



1500 m - Women - Final 1500 m - Dames - Finale

WJR	3:51.34	LANG Yinglai	1979	CHN	SHANGHAI	18 OCT 1997
AJR	3:59.60	BURKA Gelete	1986	ETH	RIETI	28 AUG 2005
CR	4:08.09	SEMENYA Caster	1991	RSA	BAMBOUS	2009

1	324	SEYAUM BIRATU Dawit	ETH	6	4:15.94
2	321	SADO BEKO Besu	ETH	3	4:17.11
3	342	CHEPKEMOI Iveen	KEN	1	4:26.19
4	344	CHERONO Eva	KEN	5	4:29.43
5	409	NISHIMWE Beatha	RWA	4	4:40.49
6	408	MUKANDAYISENGA Venantie	RWA	2	5:02.02

Intermediate (Bib and time):

400 m : 342 1:07.72 800 m : 342 2:16.57 1200 m : 324 3:29.24

Details: Start time:16:29 Temperature:+25°C Humidity:23%

Issued: 08/03/2015 at 16:36

Legend

DQ = Disqualified
DNF = Did Not Finish

DNS = Did Not Start
* = Caution





CAA 12th African Junior Athletics Championships



RESULTS RÉSULTATS

RANK	BIB	SURNAME & NAME	NOC	DATE OF BIRTH	ORD	TIME
POS	DOS	NOM ET PRENOM	NAT	DATE DE NAISS.	ORD	TEMPS



3000 m - Women - Final 3000 m - Dames - Finale

WJR	8:28.83	PIETERSE Zola	1966	RSA	ROMA	07 SEP 1985
AJR	8:35.89	BARSOSIO Selina	1978	KEN	MONACO	18 AUG 1997
CR	8:53.40	BARSOSIO Sally	1978	KEN	IBADAN	1997

1	320	NIGUSSIE BERISO Medina	ETH		3	9:31.37
2	301	BULO GALCHU Shuru	ETH		4	9:34.48
3	340	CHEBET Sandra Felis	KEN		2	9:38.60
4	410	NYIRA Rukundo Salome	RWA		5	10:02.83
5	343	CHEPKOECH Jack Line	KEN		7	10:10.74
6	260	NIYOMWUNGERE Francine	BDI		6	10:17.44
7	276	TATAH Carine	CMR		1	11:20.67

NOT RANKED

277 KAEAD TSHINGOTA Inesse COD 8 DNS

Intermediate (Bib and time):

1000 m: 340 3:25.01 2000 m: 340 6:25.24

Details: Start time:19:22 Temperature:+20°C Humidity:22%

Issued: 05/03/2015 at 19:35

Legend

DQ = Disqualified
DNF = Did Not Finish

DNS = Did Not Start
* = Caution





CAA 12th African Junior Athletics Championships



RESULTS RÉSULTATS

RANK BIB SURNAME & NAME NOC DATE OF BIRTH ORD TIME
POS DOS NOM ET PRENOM NAT DATE DE NAISS. ORD TEMPS



5000 m - Women - Final 5000 m - Dames - Finale

WJR	14:30.88	DIBABA Tirunesh	1985	ETH	BERGEN	11 JUN 2004
AJR	14:30.88	DIBABA Tirunesh	1985	ETH	BERGEN	11 JUN 2004
CR	15:54.66	CHEPKOECH Caroline	1994	KEN	GABORONE	2011

1	335	MAMO WOLDU Etagegn		ETH		5	17:02.71
2	316	LEWETEGN Sintayehu		ETH		3	17:03.87
3	430	CHESANG Stella		UGA		2	17:04.91
4	339	CHEBET Emily		KEN		8	17:06.59
5	346	MATEIKO Valentina		KEN		1	17:07.24
6	259	NAHIMANA Cavaline		BDI		6	17:17.33
7	260	NIYOMWUNGERE Francine		BDI		4	18:00.77
8	276	TATAH Carine		CMR		7	19:10.40

Intermediate (Bib and time):

1000 m: 260 3:35.42 2000 m: 260 7:16.08 3000 m: 335 10:53.51
4000 m: 430 14:08.05

Details: Start time:18:56 Temperature:+24°C Humidity:28%

Issued: 07/03/2015 at 19:18

Legend

DQ = Disqualified
DNF = Did Not Finish

DNS = Did Not Start
* = Caution





CAA 12th African Junior Athletics Championships



RESULTS RÉSULTATS

RANK BIB SURNAME & NAME NOC DATE OF BIRTH LANE R.T. TIME
POS DOS NOM ET PRENOM NAT DATE DE NAISS. CLR T.R. TEMPS



100 m Hurdles - Women - Final 100 m Haies - Dames - Finale

WJR	12.84	LOPEZ Aliuska	1969	ESP	ZAGREB	16 JUL 1987
AJR	13.23	OBIKA Hope	1970	NGR	PROVO	03 JUN 1989
CR	13.59	FAYE Gnima		SEN	GAROUA	2003

(Wind: -3.0 m/s)

1	377	AMUSAN OLUWATOBI Ayomide	NGR	2	0.180	14.26
2	281	AMR GABER AHMED Lina	EGY	4	0.166	14.48
3	387	OSINBANJO Temidayo	NGR	6	0.208	14.58
4	328	WELDEGEORGIS Mihret	ETH	3	0.178	15.46
5	424	OSMAN Safa	SUD	7	0.208	18.40

NOT RANKED

330 TESHOME Konjit ETH 5 DQ 162.8

Details: Start time:17:11 Temperature:+25°C Humidity:18%



Issued: 06/03/2015 at 17:12

Legend

DQ = Disqualified
DNF = Did Not Finish

DNS = Did Not Start
Fn = False Start

Addis Ababa (ETH) 5th - 8th march 2015

CLV-ASF.18.4.1 / 1

Data processing by Microplus Informatica - www.microplus.it - Timing by TimeTronics - www.timetrronics.be

(Printed at 06/03/2015 at 17:12)





CAA 12th African Junior Athletics Championships



RESULTS RÉSULTATS

RANK BIB SURNAME & NAME NOC DATE OF BIRTH LANE R.T. TIME
POS DOS NOM ET PRENOM NAT DATE DE NAISS. CLR T.R. TEMPS



400 m Hurdles - Women - Final 400 m Haies - Dames - Finale

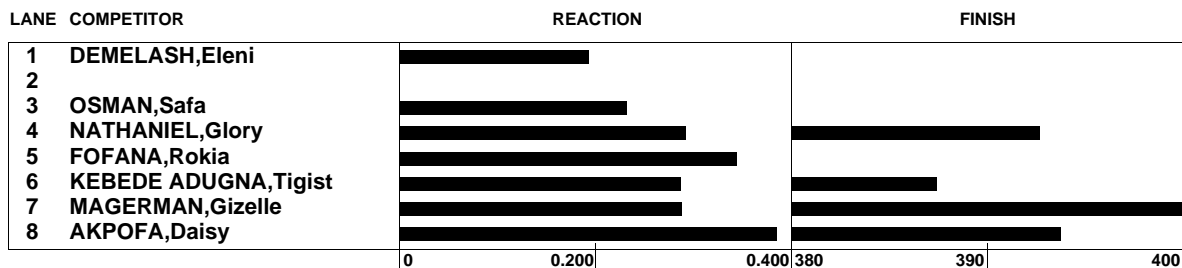
WJR	54.40	WANG Xing	1986	CHN	NANJING	21 OCT 2005
AJR	56.09	ADOMOSU Ajoke	1987	NGR	SACRAMENTO	09 JUN 2006
CR	58.48	OGOEBUNAM Amaka	1990	NGR	BAMBOUS	2009

1	402	MAGERMAN Gizelle	RSA		7	0.288	59.41
2	375	AKPOFA Daisy	NGR		8	0.386	1:00.35
3	385	NATHANIEL Glory	NGR		4	0.292	1:00.51
4	313	KEBEDE ADUGNA Tigist	ETH		6	0.287	1:01.33
5	268	FOFANA Rokia	BUR		5	0.344	1:03.18
6	303	DEMELASH Eleni	ETH		1	0.193	1:03.34
7	424	OSMAN Safa	SUD		3	0.232	1:03.41

NOT RANKED

287 HASSAN MAHMOUD Nourin EGY 2 DNF

Details: Start time:15:43 Temperature:+24°C Humidity:18%



Issued: 08/03/2015 at 15:46

Legend

DQ = Disqualified
DNF = Did Not Finish

DNS = Did Not Start
Fn = False Start





CAA 12th African Junior Athletics Championships



RESULTS RÉSULTATS

RANK BIB SURNAME & NAME NOC DATE OF BIRTH ORD TIME
POS DOS NOM ET PRENOM NAT DATE DE NAISS. ORD TEMPS



3000 m Steeplechase - Women - Final 3000 m Steeple - Dames - Finale

WJR	9:20.37	ADAMU Birtukan	1992	ETH	ROMA	26 MAY 2011
AJR	9:20.37	ADAMU Birtukan	1992	ETH	ROME	26 MAY 2011
CR	9:50.63	NJOROGE Wanjiru Mercy	1986	KEN	TUNIS	2005

1	348	RUTTO Stella Jepkosgei	KEN	2	10:22.47
2	317	MAMO TEKLEMARIAM Zewdine	ETH	1	10:31.40
3	329	TEFERA ADHENA Mihret	ETH	3	10:37.26
4	345	KITHOME Dorcas Nzemi	KEN	4	10:45.67

Details: Start time:16:59 Temperature:+24°C Humidity:25%

Issued: 08/03/2015 at 17:10

Legend

DQ = Disqualified
DNF = Did Not Finish

DNS = Did Not Start
* = Caution






CAA 12th African Junior Athletics Championships



RESULTS RÉSULTATS

RANK	BIB	SURNAME & NAME	NOC	DATE OF BIRTH	ORD	TIME
POS	DOS	NOM ET PRENOM	NAT	DATE DE NAISS.	ORD	TEMPS



5000 m Walk - Women - Final 5000 m Marche - Dames - Finale

AJR	22:12.90 h	TRABELSI Chaima	1982	TUN	RADES	19 JUN 2010
CR	22:59.19	ESHETU Shefrave	1975	ETH	GABORONE	2011

1	298	BELETEW MITIKU Yehualey	ETH	4	24:49.11
2	302	DEJENE NEGATU Ayalnesh	ETH	5	25:41.52
3	426	NASRI Chahinez	TUN	1 **	27:08.52
4	252	BOUHRAOUA Zina	ALG	6	28:00.39
5	391	DE WINNAAR Udelle	RSA	7 *	28:52.85
6	253	BOUMAZA Tinhinane	ALG	2	29:20.90
7	286	ZIRHOM MOHAMED Amira	EGY	3	29:37.04

Intermediate (Bib and time):

1000 m:	298	4:34.17	2000 m:	302	9:29.14	3000 m:	298	14:33.82
4000 m:	298	19:45.46						

Details: Start time:10:21 Temperature:+20°C Humidity:31%

Issued: 07/03/2015 at 10:52

Legend

DQ = Disqualified
DNF = Did Not Finish

DNS = Did Not Start
* = Caution

Addis Ababa (ETH) 5th - 8th march 2015

CLL-ASF.27.4.1 / 1

Data processing by Microplus Informatica - www.microplus.it - Timing by TimeTronics - www.timetrronics.be

(Printed at 07/03/2015 at 10:53)





CAA 12th African Junior Athletics Championships



RESULTS RÉSULTATS

RANK BIB SURNAME & NAME NOC ORD - 1 - - 2 - - 3 - - 4 - - 5 - - 6 - MARK
DATE OF BIRTH
POS DOS NOM ET PRENOM NAT ORD - 1 - - 2 - - 3 - - 4 - - 5 - - 6 - MESURE
DATE DE NAISS.



Long Jump - Women - Final Saut en longueur - Dames - Finale

WJR	7.14 DRECHSLER Heike	1964	GER	BRATISLAVA	04 JUN 1983
AJR	6.59 UTONDU Beatrice	1969	NGR	AUSTIN	07 MAY 1988
CR	6.25 UMELO Grace	1978	ALG	IBADAN	1997

RANK	BIB	SURNAME & NAME	NOC	ORD	1	2	3	4	5	6	7	8	9	10	11	12	13	MARK
1	382	BRUME Ese	NGR	11	6.25	6.18	6.12	5.68	5.68	6.33	6.33	CR						
					+4.3	-0.4	+0.7	-0.7	+1.0	-0.7	-0.7							
2	400	JOHNSON Carla	RSA	2	5.66	5.56	X	5.80	5.92	X	5.92							
					+1.1	-0.4	+0.5	-1.2	-0.5	+0.3	-0.5							
3	289	MOHAMED SAMIR OWIS Esraa	EGY	10	5.76	X	5.77	X	5.89	5.74	5.89							
					-1.0	+0.3	-0.3	+0.7	+1.5	-1.0	+1.5							
4	370	ABIRE Mercy	NGR	6	5.82	5.19	5.56	5.84	5.57	5.77	5.84							
					+1.2	-0.3	-0.9	-0.3	0.0	+0.8	-0.3							
5	318	MESELE BUNGUZO Nehimiya	ETH	1	5.38	5.55	5.52	5.34	X	5.39	5.55 w							
					-0.6	+2.1	+0.2	+1.3	-0.2	+0.5	+2.1							
6	333	UGUDA AGA Nybolo	ETH	7	5.49	X	5.50	5.41	-	-	5.50							
					+1.2	+1.2	-0.3	+0.3			-0.3							
7	365	BAH Aminata	MLI	13	5.33	5.27	5.29	5.37	5.48	5.34	5.48							
					+1.4	-0.4	-0.2	+0.1	+1.5	+1.4	+1.5							
8	273	GAMAL AHMED Salma	EGY	4	X	5.35	X	5.15	5.14	X	5.35							
					+0.9	+0.4	+1.1	0.0	+1.3	+1.2	+0.4							
9	267	BORO Pascaline	BUR	3	5.19	5.03	5.18				5.19							
					-0.3	+2.3	+1.5				-0.3							
10	275	SOUREYA Mahama	CMR	12	4.70	4.35	5.15				5.15							
					+1.4	-0.3	-1.2				-1.2							
11	418	NIOZE Dianne	SEY	8	5.12	5.07	5.12				5.12							
					0.0	-0.9	-0.6				-0.6							
12	390	CHABANGU Zinzi	RSA	5	X	X	4.95				4.95							
					+3.1	0.0	+0.5				+0.5							
13	425	THESUNI Rose Seif	TAN	9	4.70	4.56	4.45				4.70							
					-0.4	+1.0	+0.6				-0.4							

Starting order	1	2	3	4	5	6	7	8	9	10	11	12	13		
Initial	318	400	267	273	390	370	333	418	425	289	382	275	365		
4th and 5th and 6th at.	273	365	333	318	370	289	400	382							

Details:

Start time:15:30
Finish Time:16:07

Temperature:+24°C
Temperature:+23°C

Humidity:20%
Humidity:28%

Issued: 08/03/2015 at 17:22

Legend

DQ = Disqualified
DNF = Did Not Finish
X = Failed

DNS = Did Not Start
NM = No Mark

Addis Ababa (ETH) 5th - 8th march 2015

REC-ASF.31.4.1 / 1

Data processing by Microplus Informatica - www.microplus.it - Timing by TimeTronics - www.timetrronics.be

(Printed at 08/03/2015 at 17:24)





CAA 12th African Junior Athletics Championships



RESULTS RÉSULTATS

RANK BIB SURNAME & NAME NOC ORD - 1 - - 2 - - 3 - - 4 - - 5 - - 6 - MARK
DATE OF BIRTH
POS DOS NOM ET PRENOM NAT ORD - 1 - - 2 - - 3 - - 4 - - 5 - - 6 - MESURE
DATE DE NAISS.



Triple Jump - Women - Final Triple saut - Dames - Finale

WJR	14.62	MARINOVA Tereza	1977	BUL	SYDNEY	25 AUG 1996
AJR	14.13	OKAGBARE Blessing	1988	NGR	LAGOS	19 MAY 2007
CR	13.39	RAHOULY Baya	1979	ALG	IBADAN	1997

RANK	BIB	SURNAME & NAME	NOC	ORD	1	2	3	4	5	6	MARK
1	382	BRUME Ese	NGR	2	11.92	12.75	12.87	11.83	12.40	13.16	13.16
					+1.4	+0.5	-0.7	+1.1	+1.2	+1.4	+1.4
2	289	MOHAMED SAMIR OWIS Esraa	EGY	1	12.27	12.44	12.58	12.90	13.04	12.94	13.04
					-1.0	+0.8	-1.4	+0.3	-0.5	+1.1	-0.5
3	390	CHABANGU Zinzi	RSA	3	12.16	12.54	X	12.73	12.81	13.03	13.03
					-0.5	-0.9	+1.1	+0.6	+1.2	+1.0	+1.0
4	333	UGUDA AGA Nybolo	ETH	8	12.31	12.59	X	12.46	12.51	12.36	12.59
					-0.2	-0.3		+0.3	+1.6	+0.6	-0.3
5	255	SELMi Kaoutar	ALG	4	X	12.31	12.34	12.43	12.17	12.19	12.43
					-2.2	+1.4	+1.6	+1.5	-1.0	-0.1	+1.5
6	381	BROWN Uche	NGR	9	12.01	12.40	12.37	12.35	11.95	12.17	12.40
					-1.0	-0.4	-1.4	+0.9	-0.4	+0.3	-0.4
7	273	GAMAL AHMED Salma	EGY	6	X	12.38	12.04	11.76	11.62	-	12.38
					0.0	-0.2	-0.4	+0.7	-0.1		-0.2
8	417	FREMINOT Athina	SEY	5	11.78	11.80	11.79	11.52	X	11.52	11.80 w
					+1.3	+2.4	+0.1	-1.7	+1.8	+0.8	+2.4
9	318	MESELE BUNGUZO Nehimiya	ETH	10	X	X	11.77				11.77
					-0.9	+1.9	-0.8				-0.8
10	267	BORO Pascaline	BUR	7	11.73	11.52	X				11.73
					+0.9	+0.3	+0.3				+0.9

Starting order	1	2	3	4	5	6	7	8	9	10
Initial	289	382	390	255	417	273	267	333	381	318
4th and 5th and 6th at.	417	273	381	255	333	390	289	382		

Details:

Start time:17:15
Finish Time:18:50

Temperature:+25°C
Temperature:+23°C

Humidity:18%
Humidity:19%

Issued: 06/03/2015 at 18:53

Legend

DQ = Disqualified
DNF = Did Not Finish
X = Failed

DNS = Did Not Start
NM = No Mark

Addis Ababa (ETH) 5th - 8th march 2015

REC-ASF.32.4.1 / 1

Data processing by Microplus Informatica - www.microplus.it - Timing by TimeTronics - www.timetrronics.be

(Printed at 06/03/2015 at 18:53)



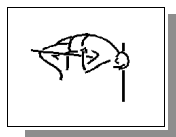


CAA 12th African Junior Athletics Championships



RESULTS RÉSULTATS

RANK BIB SURNAME & NAME NOC ORD 1.50 1.60 1.65 1.70 1.75 1.80 1.83 MARK
DATE OF BIRTH
POS DOS NOM ET PRENOM NAT ORD MESURE
DATE DE NAISS.



High Jump - Women - Final Saut en hauteur - Dames - Finale

WJR	2.01	TURCHAK Olga	1967	KAZ	MOSKVA	07 JUL 1986
AJR	1.94	CLOETHE Hestrie	1978	RSA	TATRA	22 JUL 1997
CR	1.90	STROBECK Hestrie	1978	RSA	IBADAN	1997

1	398	HIGGINS Marlize	RSA	4	-	O	O	O	XO	XXO	XXX	1.80
2	392	DU PLESSIS Julia	RSA	9	-	-	O	XXO	XO	XXX		1.75
3	362	SIBA Ghizlane	MAR	6	-	O	O	O	XXO	XXX		1.75
4	332	UCHAN UKELO Kut	ETH	5	-	O	XXO	XO	XXX			1.70
5	304	DIBOW UBANG Ariyat	ETH	8	-	-	XXO	XXO	XXX			1.70
6	365	BAH Aminata	MLI	3	O	O	XO	XXX				1.65
7	350	EL ALAOUI Fatima Zahra	MAR	1	XXO	O	XXO	XXX				1.65
8	379	ANIGBATA Grace	NGR	11	O	XO	XXX					1.60
9	275	SOUREYA Mahama	CMR	10	XO	XXX						1.50
9	415	ALMAZE Sami	SEY	2	XO	XXX						1.50

NOT RANKED

282 HAMOY KAMAL Reham EGY 7 DNS

Details: Start time:18:10 Temperature:+23°C Humidity:30%
Finish Time:19:35 Temperature:+21°C Humidity:33%

Issued: 07/03/2015 at 19:41

Legend

DQ = Disqualified
DNF = Did Not Finish
X = Failed
- = Did Not Attempt
DNS = Did Not Start
NM = No Mark
O = Cleared





CAA 12th African Junior Athletics Championships



RESULTS RÉSULTATS

RANK	BIB	SURNAME & NAME	NOC	ORD	2.20	2.40	2.60	2.80	3.00	3.10	3.20	3.30	3.35	3.40	MARK
POS	DOS	NOM ET PRENOM	DATE OF BIRTH	NAT	ORD	3.45	3.50								MESURE
			DATE DE NAISS.												



Pole Vault - Women - Final Saut à la perche - Dames - Finale

WJR	4.58	BENGTSSON Angelica	1993	SWE	SOLLENTUNA	05 JUL 2012
AJR	4.10	BALTI Syrine	1983	TUN	MADRID	20 SEP 2002
CR	3.65	BALTI Syrine	1983	TUN	TUNIS	1999

1	407	SPARKS Kaytlin Louise	RSA	2	O	-	-	O	-	-	XO	-	-	O	3.40
2	358	KLILLOU Nahid	MAR	3	XXO	XXX									2.20

NOT RANKED

426	NASRI Chahinez	TUN	1	XXX											NM
-----	-----------------------	-----	---	-----	--	--	--	--	--	--	--	--	--	--	-----------

Details:	Start time:17:00	Temperature:+26°C	Humidity:24%
	Finish Time:18:05	Temperature:+26°C	Humidity:24%

Issued: 05/03/2015 at 18:06

Legend

DQ = Disqualified	DNS = Did Not Start
DNF = Did Not Finish	NM = No Mark
X = Failed	O = Cleared
- = Did Not Attempt	





CAA 12th African Junior Athletics Championships



RESULTS RÉSULTATS

RANK BIB SURNAME & NAME NOC ORD - 1 - - 2 - - 3 - - 4 - - 5 - - 6 - MARK
DATE OF BIRTH
POS DOS NOM ET PRENOM NAT ORD - 1 - - 2 - - 3 - - 4 - - 5 - - 6 - MESURE
DATE DE NAISS.



Shot Put - Women - Final Lancer du poids - Dames - Finale

WJR	20.54 KUMBERNUSS Astrid	1970	GER	ORIMATTILA	01 JUL 1989
AJR	16.95 DU TOIT Simone	1988	RSA	BEIJING	15 AUG 2006
CR	16.93 KNOETZE Marli	1987	RSA	TUNIS	2005

1	406	WAGNER Monique	RSA	3	12.59	13.92	13.96	13.41	13.63	13.36	13.96
2	378	ANIE FUNA ANULIKA Judith	NGR	2	X	13.19	13.00	12.97	12.47	13.53	13.53
3	336	YIBELTAL MULUADAM Amele	ETH	1	10.60	11.88	11.28	12.05	12.23	11.26	12.23
4	291	NOURHAN MOHAMED Attya	EGY	6	X	11.02	11.77	11.88	11.70	11.47	11.88
5	389	BREYTENBACH Wanzel	RSA	10	11.32	X	10.32	11.23	10.25	11.73	11.73
6	314	KEBEDE DEBERTSA Meseret	ETH	5	10.93	11.33	11.69	11.27	11.55	10.36	11.69
7	285	KHALED SAYED Amira	EGY	4	10.48	11.45	X	10.88	10.83	10.91	11.45
8	367	TRAORE Kenifing	MLI	9	9.00	10.33	11.01	-	10.30	-	11.01
9	419	SERVINA Debrah	SEY	7	10.30	X	X				10.30
10	351	ADI Samira	MAR	8	8.35	X	8.05				8.35

Starting order	1	2	3	4	5	6	7	8	9	10				
Initial	336	378	406	285	314	291	419	351	367	389				
4th and 5th and 6th at.	367	285	314	389	291	336	378	406						

Details: Start time:16:00 Temperature:+24°C Humidity:18%
Finish Time:16:53 Temperature:+24°C Humidity:25%

Issued: 08/03/2015 at 16:59

Legend

DQ = Disqualified
DNF = Did Not Finish
X = Failed
DNS = Did Not Start
NM = No Mark

Addis Ababa (ETH) 5th - 8th march 2015

REC-ASF.37.4.1 / 1

Data processing by Microplus Informatica - www.microplus.it - Timing by TimeTronics - www.timetrronics.be

(Printed at 08/03/2015 at 17:00)





CAA 12th African Junior Athletics Championships



RESULTS RÉSULTATS

RANK BIB SURNAME & NAME NOC ORD - 1 - - 2 - - 3 - - 4 - - 5 - - 6 - MARK
DATE OF BIRTH
POS DOS NOM ET PRENOM NAT ORD - 1 - - 2 - - 3 - - 4 - - 5 - - 6 - MESURE
DATE DE NAISS.



Discus Throw - Women - Final Lancer du disque - Dames - Finale

WJR	74.40 WYLUDDA Ilke	1969	GER	BERLIN	13 SEP 1988
AJR	53.07 DU TOIT Simone	1988	RSA	ROODEPOORT	03 FEB 2006
CR	54.55 MOUDDEN Amina	1984	MAR	REDUIT	2001

1	395	GEEL Leandri	RSA	3	42.08	44.19	44.59	46.76	43.29	43.73	46.76
2	285	KHALED SAYED Amira	EGY	5	43.63	44.60	44.42	42.93	43.17	43.81	44.60
3	284	KHALED ELADLY Fatma	EGY	1	41.85	42.53	43.19	41.93	40.11	40.80	43.19
4	403	NIEUWENHUYZEN Ashley	RSA	6	41.83	42.87	42.84	X	40.91	41.46	42.87
5	419	SERVINA Debrah	SEY	4	X	32.03	32.88	33.28	36.00	32.47	36.00
6	319	NIGUSE Almaz	ETH	2	X	33.07	X	34.76	32.84	X	34.76
7	297	BEKANA CHIBSA Abise	ETH	7	31.35	X	X	32.65	33.24	30.52	33.24
8	386	NWANAGA Kelechi	NGR	8	28.59	27.78	29.29	-	-		29.29

Starting order	1	2	3	4	5	6	7	8						
Initial	284	319	395	419	285	403	297	386						
4th and 5th and 6th at	386	297	319	419	403	284	285	395						

Details: Start time:17:30 Temperature:+24°C Humidity:20%
Finish Time:19:02 Temperature:+22°C Humidity:20%

Issued: 05/03/2015 at 19:03

Legend

DQ = Disqualified
DNF = Did Not Finish
X = Failed
DNS = Did Not Start
NM = No Mark

Addis Ababa (ETH) 5th - 8th march 2015

REC-ASF.38.4.1 / 1

Data processing by Microplus Informatica - www.microplus.it - Timing by TimeTronics - www.timetrronics.be

(Printed at 05/03/2015 at 19:03)





CAA 12th African Junior Athletics Championships



RESULTS RÉSULTATS

RANK BIB SURNAME & NAME NOC ORD - 1 - - 2 - - 3 - - 4 - - 5 - - 6 - MARK
DATE OF BIRTH
POS DOS NOM ET PRENOM NAT ORD - 1 - - 2 - - 3 - - 4 - - 5 - - 6 - MEASURE
DATE DE NAISS.



Hammer Throw - Women - Final Lancer du marteau - Dames - Finale

WJR	73.24	ZHANG Wenxiu	1986	CHN	CHANGSHA	24 JUN 2005
AJR	58.86	ADEOYE Suzaan		NGR	ABUJA	14 OCT 2003
CR	59.94	TAHA Rana	1992	EGY	GABORONE	2011

RANK	BIB	SURNAME & NAME	NOC	ORD	1	2	3	4	5	6	MARK
1	288	MOHAMED MOSTAFA Israa	EGY	5	56.51	56.68	X	55.37	57.85	55.75	57.85
2	396	GREYLING Stefanie	RSA	3	X	X	X	47.80	53.71	X	53.71
3	399	JANSE VAN VUUREN Letitia	RSA	6	X	X	45.36	52.42	X	52.22	52.42
4	292	ACHRAM HAFEZ Fatma	EGY	1	46.12	47.49	X	48.82	49.03	47.89	49.03
5	431	ARMANDA Melissa	MRI	4	47.90	X	48.35	X	45.66	X	48.35
6	351	ADI Samira	MAR	2	43.69	X	X	38.69	44.51	45.87	45.87

Starting order	1	2	3	4	5	6								
Initial	292	351	396	431	288	399								
4th and 5th and 6th at	351	431	292	399	396	288								

Details:

Start time:17:00
Finish Time:17:40

Temperature:+24°C
Temperature:+23°C

Humidity:18%
Humidity:20%

Issued: 07/03/2015 at 18:10

Legend

DQ = Disqualified
DNF = Did Not Finish
X = Failed

DNS = Did Not Start
NM = No Mark






CAA 12th African Junior Athletics Championships



RESULTS RÉSULTATS

RANK BIB SURNAME & NAME NOC ORD - 1 - - 2 - - 3 - - 4 - - 5 - - 6 - MARK
DATE OF BIRTH
POS DOS NOM ET PRENOM NAT ORD - 1 - - 2 - - 3 - - 4 - - 5 - - 6 - MEASURE
DATE DE NAISS.



Javelin Throw - Women - Final Lancer du javelot - Dames - Finale

WJR	63.01	REBRYK Vira	1989	UKR	BYDGOSZCZ	10 JUL 2008
AJR	58.33	VILJOEN Sunette	1983	RSA	POTCHEFSTROO	07 FEB 2002
CR	63.33	VILJOEN Sunette	1983	RSA	NAIROBI	2010

1	405	VAN DYK Jo-Ann	RSA	1	44.65	49.26	47.61	46.77	44.61	49.47	49.47
2	386	NWANAGA Kelechi	NGR	3	46.46	X	X	45.87	45.53	45.61	46.46
3	334	UTURA JILO Shura	ETH	6	39.88	38.71	X	42.83	37.59	43.85	43.85
4	367	TRAORE Kenifing	MLI	7	27.74	-	34.00	38.86	40.96	X	40.96
5	290	SHAMSELDIN TAHA Salma	EGY	2	X	X	36.33	38.80	40.92	X	40.92
6	299	BIRE DUBALE Birinesh	ETH	5	40.51	40.72	X	X	-	-	40.72

NOT RANKED

280 ADEL ZAKARYA Gabe EGY 4 **DNS**

Starting order	1	2	3	4	5	6	7							
Initial	405	290	386	280	299	334	367							
4th and 5th and 6th at	280	299	290	367	334	386	405							

Details: Start time:16:20 Temperature:+24°C Humidity:20%
Finish Time:17:15 Temperature:+23°C Humidity:28%

Issued: 08/03/2015 at 17:30

Legend

DQ = Disqualified
DNF = Did Not Finish
X = Failed
DNS = Did Not Start
NM = No Mark





CAA 12th African Junior Athletics Championships



RESULTS RÉSULTATS

RANK	BIB	TEAM	NOC	LANE	R.T.	TIME
POS	DOS	ÉQUIPE	NAT	CLR	T.R.	TEMPS



4 x 100 Relay - Women - Final 4 x 100 Relais - Dames - Finale

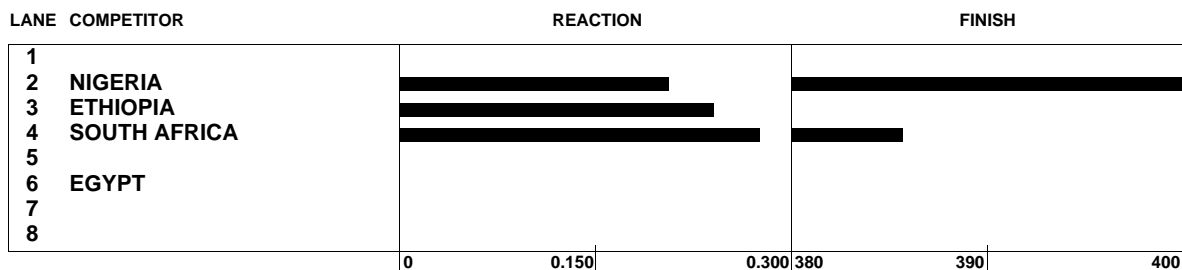
WJR	43.29	UNITED STATES BLUE JUN.	USA	EUGENE	08 AUG 2006
AJR	43.44	NIGERIA	NGR	NAIROBI	09 AUG 1987
CR	45.73	NIGERIA	NGR	IBADAN	1997

1	NIGERIA	NGR	2	0.206	44.83	CR
376 ALPHONSUS Aniekeme - 371 ABOLAJI Omotayo - 373 ADIAKEREHWHA Blessing - 382 BRUME Ese						
2	SOUTH AFRICA	RSA	4	0.276	46.49	
400 JOHNSON Carla - 393 DU PLOOY Simone - 397 HAUPT Robyn - 404 THOMAS Tamzyn						
3	ETHIOPIA	ETH	3	0.241	48.30	
307 FREW Fayy - 315 KEDIR Besa - 306 EMAGNU Mintamir - 312 KEBEDE Abise						
4	EGYPT	EGY	6		48.32	
281 AMR GABER AHMED Lina - 289 MOHAMED SAMIR OWIS Esraa - 273 GAMAL AHMED Salma - 271 MOHAMED ASW Basant						

NOT RANKED

MOROCCO	MAR	5	DNS
355 EL GHALI Nezha - 358 KILLOU Nahid - 362 SIBA Ghizlane - 351 ADI Samira - 350 EL ALAOUI Fatima Zahra			

Details: Start time:19:39 Temperature:+21°C Humidity:33%



Issued: 07/03/2015 at 19:41

Legend

DQ = Disqualified
DNF = Did Not Finish
DNS = Did Not Start
Fn = False Start





CAA 12th African Junior Athletics Championships



RESULTS RÉSULTATS

RANK	BIB	TEAM	NOC	LANE	R.T.	TIME
POS	DOS	ÉQUIPE	NAT	CLR	T.R.	TEMPS



4 x 400 Relay - Women - Final 4 x 400 Relais - Dames - Finale

WJR	3:27.60	UNITED STATES JUNIOR	USA	GROSSETO	18 JUL 2004
AJR	3:30.84	NIGERIA	NGR	BEIJING	20 AUG 2006
CR	3:37.59	NIGERIA	NGR	IBADAN	1997

1	NIGERIA	NGR	6	0.294	3:38.94
---	----------------	-----	---	-------	----------------

380 ASAMU Esther - 374 AJAYI Yinka - 384 IDAMADUDU Praise - 372 ADELOYE Olowatosin

2	ETHIOPIA	ETH	4	0.263	3:48.57
---	-----------------	-----	---	-------	----------------

331 TOLA NAGAHO Kore - 322 SEFA SURAJ Neima - 325 SHUMI REGASA Chaltu - 327 TAMANGNU YUMA Tegest

NOT RANKED

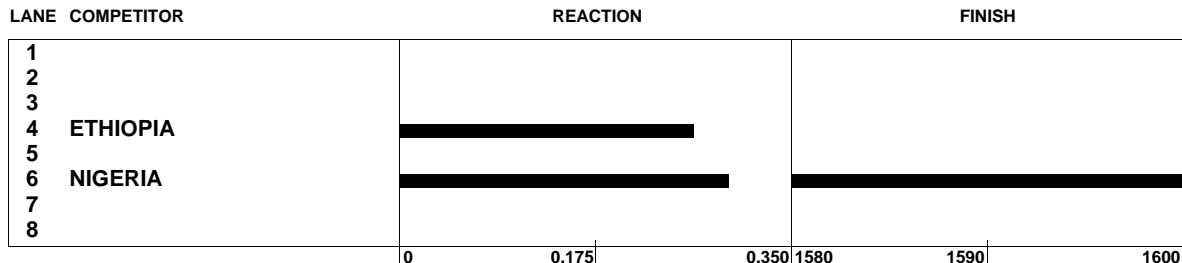
BOTSWANA	BOT	3	DNS
-----------------	-----	---	------------

265 OGANEDITSE Pyle - 263 MOROKO Galefele - 264 MPHATO Joy Boitymeco - 266 UERIMUNA Thandi - 262 GOSEGO Mokokw

KENYA	KEN	5	DQ 170.7
--------------	-----	---	-----------------

347 NALYANYA Eglay Nafuma - 341 CHEPKEMOI Betty - 344 CHERONO Eva - 349 THOMAS Maureen Nyatichi

Details: Start time:18:09 Temperature:+22°C Humidity:20%



Issued: 08/03/2015 at 18:16

Legend

DQ = Disqualified
DNF = Did Not Finish

DNS = Did Not Start
Fn = False Start





CAA 12th African Junior Athletics Championships



RESULTS RÉSULTATS

RANK BIB SURNAME & NAME NOC YOB BEHIND
 POS DOS NOM ET PRENOM NAT ANNEE 100Hs HJ SP 200m LJ JT 800m ÉCART



Heptathlon - Women - Final Heptathlon - Dames - Finale

WJR	6542	KLUFT Carolina	1983	SWE	MUNCHEN	10 AUG 2002
AJR	5868	ROBBESON Justine	1985	RSA	GROSSETO	17 JUL 2004
CR	5366	SIMPSON Margaret	1981	GHA	TUNIS	1999

1	387	OSINBANJO Temidayo	NGR	14.37 (-1.9) 927(1)	1.57 701(3)	9.51 497(3)	25.40 (-2.1) 850(1)	5.66 (+0.1) 747(1)	26.48 410(3)	2:34.87 633(3)	4765
				1628(2)	2125(2)	2975(1)	3722(1)	4132(1)	4765(1)		
2	369	KRUQUER Kaiqtion	NAM	15.68 (-1.9) 754(3)	1.72 879(1)	8.60 438(4)	25.64 (-2.1) 829(2)	5.43 (+1.6) 680(2)	26.69 414(2)	2:33.74 647(2)	4641 124
				1633(1)	2071(3)	2900(3)	3580(2)	3994(3)	4641(2)		
3	394	DU TOIT Nienka	RSA	15.07 (-1.9) 832(2)	1.60 736(2)	12.06 665(1)	26.98 (-2.1) 713(4)	5.17 (-1.4) 606(3)	34.80 568(1)	2:59.50 370(5)	4490 275
				1568(3)	2233(1)	2946(2)	3552(3)	4120(2)	4490(3)		
4	251	AINOUCHE Ania	ALG	15.89 (-1.9) 728(5)	1.45 566(6)	8.24 415(5)	28.12 (-2.1) 621(6)	4.95 (+0.8) 546(6)	26.31 407(5)	2:42.50 545(4)	3828 937
				1294(6)	1709(5)	2330(5)	2876(5)	3283(5)	3828(4)		
5	355	EL GHALI Nezha	MAR	15.84 (-1.9) 734(4)	1.45 566(6)	5.65 249(7)	26.84 (-2.1) 725(3)	4.60 (-3.3) 454(7)	NM 0	2:24.90 758(1)	3486 1279
				1300(5)	1549(7)	2274(6)	2728(7)	2728(7)	3486(5)		
6	358	KILLOU Nahid	MAR	16.74 (-1.9) 626(7)	1.54 666(4)	10.40 556(2)	29.82 (-2.1) 495(7)	4.99 (+1.6) 557(5)	26.36 408(4)	3:28.00 149(6)	3457 1308
				1292(7)	1848(4)	2343(4)	2900(4)	3308(4)	3457(6)		
7	432	MARC Celine	MRI	16.30 (-1.9) 678(6)	1.54 666(4)	6.05 274(6)	27.73 (-2.1) 652(5)	5.06 (+0.6) 576(4)	NM 0	3:27.99 149(6)	2995 1770
				1344(4)	1618(6)	2270(7)	2846(6)	2846(6)	2995(7)		

Issued: 08/03/2015 at 17:22

Legend

DQ = Disqualified
DNF = Did Not Finish

DNS = Did Not Start
NM = No Mark





CAA 12th African Junior Athletics Championships



RESULTS RÉSULTATS

RANK BIB SURNAME & NAME NOC DATE OF BIRTH LANE R.T. TIME POINTS TOT.PT
POS DOS NOM ET PRENOM NAT DATE DE NAISS. CLR T.R. TEMPS POINTS TOT.PT



100 m Hurdles - Heptathlon 100 m Haies - Heptathlon

Heptathlon WJR	6542	KLUFT Carolina	1983	SWE	MUNCHEN	10 AUG 2002
Heptathlon AJR	5868	ROBBESON Justine	1985	RSA	GROSSETO	17 JUL 2004
Heptathlon CR	5366	SIMPSON Margaret	1981	GHA	TUNIS	1999
WJR	12.84	LOPEZ Aliuska	1969	ESP	ZAGREB	16 JUL 1987
AJR	13.23	OBIKA Hope	1970	NGR	PROVO	03 JUN 1989
CR	13.59	FAYE Gnima		SEN	GAROUA	2003

(Wind: -1.9 m/s)

1	387	OSINBANJO Temidayo	NGR	8	0.209	14.37	927	927
2	394	DU TOIT Nienka	RSA	2	0.154	15.07	832	832
3	369	KRUQUER Kaiqtion	NAM	7	0.145	15.68	754	754
4	355	EL GHALI Nezha	MAR	5	0.221	15.84	734	734
5	251	AINOUCHE Ania	ALG	4	0.243	15.89	728	728
6	432	MARC Celine	MRI	6	0.211	16.30	678	678
7	358	KILLOU Nahid	MAR	3	0.213	16.74	626	626

Details:

Start time:10:12

Temperature:+17°C

Humidity:37%



Issued: 07/03/2015 at 10:13

Legend

DQ = Disqualified
DNF = Did Not Finish

DNS = Did Not Start
Fn = False Start

Addis Ababa (ETH) 5th - 8th march 2015

CLV-ASF.718.4.1 / 1

Data processing by Microplus Informatica - www.microplus.it - Timing by TimeTronics - www.timetrronics.be

(Printed at 07/03/2015 at 10:13)



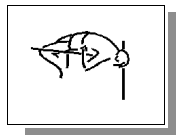


CAA 12th African Junior Athletics Championships



RESULTS RÉSULTATS

RANK BIB SURNAME & NAME NOC ORD 1.30 1.33 1.36 1.39 1.42 1.45 1.48 1.51 1.54 1.57 MARK POINTS TOT.PT
 DATE OF BIRTH 1.60 1.63 1.66 1.69 1.72 1.75
 POS DOS NOM ET PRENOM NAT ORD MESURE POINTS TOT.PT
 DATE DE NAISS.



High Jump - Heptathlon Saut en hauteur - Heptathlon

Heptathlon WJR	6542 KLUFT Carolina	1983	SWE	MUNCHEN	10 AUG 2002
Heptathlon AJR	5868 ROBBESON Justine	1985	RSA	GROSSETO	17 JUL 2004
Heptathlon CR	5366 SIMPSON Margaret	1981	GHA	TUNIS	1999

WJR	2.01 TURCHAK Olga	1967	KAZ	MOSKVA	07 JUL 1986
AJR	1.94 CLOETHE Hestrie	1978	RSA	TATRA	22 JUL 1997
CR	1.90 STROBECK Hestrie	1978	RSA	IBADAN	1997

1	369	KRUQUER Kaiqtion	NAM	7	-	-	-	-	-	O	-	O	-	O	1.72	879	1633
					O	O	XO	XO	O	XXX							
2	394	DU TOIT Nienka	RSA	3	-	-	-	-	O	O	O	O	O	O	1.60	736	1568
					O	XXX											
3	387	OSINBANJO Temidayo	NGR	5	-	-	-	O	O	O	O	O	XO	XXO	1.57	701	1628
					XXX												
4	432	MARC Celine	MRI	1	O	O	O	O	O	O	XXO	XO	O	XXX	1.54	666	1344
5	358	KILLOU Nahid	MAR	2	O	-	-	-	-	XXO	O	O	XO	XXX	1.54	666	1292
6	251	AINOUCHE Ania	ALG	4	O	O	O	O	O	XO	XXX				1.45	566	1294
7	355	EL GHALI Nezha	MAR	6	XXO	O	-	O	XO	XO	XXX				1.45	566	1300

Details:

Start time:10:50
Finish Time:12:24

Temperature:+20°C
Temperature:+24°C

Humidity:30%
Humidity:23%

Issued: 07/03/2015 at 12:23

Legend

DQ = Disqualified
DNF = Did Not Finish
X = Failed
- = Did Not Attempt

DNS = Did Not Start
NM = No Mark
O = Cleared





CAA 12th African Junior Athletics Championships



RESULTS RÉSULTATS AFTER 3 EVENTS - APRÈS 3 ÉPREUVES

RANK	BIB	SURNAME & NAME	NOC									BEHIND
POS	DOS	NOM ET PRENOM	NAT	100Hs	HJ	SP	200m	LJ	JT	800m		ÉCART
			ANNEE									



Heptathlon - Women - Final Heptathlon - Dames - Finale

WJR	6542	KLUFT Carolina	1983	SWE	MUNCHEN	10 AUG 2002
AJR	5868	ROBBESON Justine	1985	RSA	GROSSETO	17 JUL 2004
CR	5366	SIMPSON Margaret	1981	GHA	TUNIS	1999

1	394	DU TOIT Nienka	RSA	15.07 (-1.9) 832(2)	1.60 736(2)	12.06 665(1) 2233(1)	2233
2	387	OSINBANJO Temidayo	NGR	14.37 (-1.9) 927(1)	1.57 701(3)	9.51 497(3) 2125(2)	2125 108
3	369	KRUQUER Kaiqtion	NAM	15.68 (-1.9) 754(3)	1.72 879(1)	8.60 438(4) 2071(3)	2071 162
4	358	KILLOU Nahid	MAR	16.74 (-1.9) 626(7)	1.54 666(4)	10.40 556(2) 1848(4)	1848 385
5	251	AINOUCHE Ania	ALG	15.89 (-1.9) 728(5)	1.45 566(6)	8.24 415(5) 1709(5)	1709 524
6	432	MARC Celine	MRI	16.30 (-1.9) 678(6)	1.54 666(4)	6.05 274(6) 1618(6)	1618 615
7	355	EL GHALI Nezha	MAR	15.84 (-1.9) 734(4)	1.45 566(6)	5.65 249(7) 1549(7)	1549 684

Legend

DQ = Disqualified
DNF = Did Not Finish

DNS = Did Not Start
NM = No Mark





CAA 12th African Junior Athletics Championships



RESULTS RÉSULTATS

RANK	BIB	SURNAME & NAME	NOC	DATE OF BIRTH	LANE	R.T.	TIME	POINTS TOT.PT
POS	DOS	NOM ET PRENOM	NAT	DATE DE NAISS.	CLR	T.R.	TEMPS	POINTS TOT.PT



200 m - Heptathlon 200 m - Heptathlon

Heptathlon WJR	6542	KLUFT Carolina	1983	SWE	MUNCHEN		10 AUG 2002	
Heptathlon AJR	5868	ROBBESON Justine	1985	RSA	GROSSETO		17 JUL 2004	
Heptathlon CR	5366	SIMPSON Margaret	1981	GHA	TUNIS		1999	
WJR	22.11	FELIX Allyson	1985	USA	CIUDAD DE ME		03 MAY 2003	
AJR	22.52	ONYALI OMAGBENI Mary	1968	NGR	ROME		03 SEP 1987	
CR	23.40	ATANGANA Delphine	1984	CMR	GAROUA		2003	

(Wind: -2.1 m/s)

1	387	OSINBANJO Temidayo	NGR		8	0.286	25.40	850	2975
2	369	KRUQUER Kaiqtion	NAM		5	0.207	25.64	829	2900
3	355	EL GHALI Nezha	MAR		2	0.181	26.84	725	2274
4	394	DU TOIT Nienka	RSA		7	0.256	26.98	713	2946
5	432	MARC Celine	MRI		4	0.242	27.73	652	2270
6	251	AINOUCHE Ania	ALG		3	0.338	28.12	621	2330
7	358	KILLOU Nahid	MAR		6	0.250	29.82	495	2343

Details:

Start time:19:25

Temperature:+21°C

Humidity:33%



Issued: 07/03/2015 at 19:26

Legend

DQ = Disqualified
DNF = Did Not Finish

DNS = Did Not Start
Fn = False Start

Addis Ababa (ETH) 5th - 8th march 2015

CLV-ASF.704.4.1 / 1

Data processing by Microplus Informatica - www.microplus.it - Timing by TimeTronics - www.timetrronics.be

(Printed at 07/03/2015 at 19:29)





CAA 12th African Junior Athletics Championships



RESULTS RÉSULTATS

RANK BIB SURNAME & NAME NOC ORD - 1 - - 2 - - 3 - - 4 - - 5 - - 6 - MARK POINTS TOT.PT
 DATE OF BIRTH
 POS DOS NOM ET PRENOM NAT ORD - 1 - - 2 - - 3 - - 4 - - 5 - - 6 - MESURE POINTS TOT.PT
 DATE DE NAISS.



Long Jump - Heptathlon Saut en longueur - Heptatlon

Heptathlon WJR	6542 KLUFT Carolina	1983	SWE	MUNCHEN	10 AUG 2002
Heptathlon AJR	5868 ROBBESON Justine	1985	RSA	GROSSETO	17 JUL 2004
Heptathlon CR	5366 SIMPSON Margaret	1981	GHA	TUNIS	1999

WJR	7.14 DRECHSLER Heike	1964	GER	BRATISLAVA	04 JUN 1983
AJR	6.59 UTONDU Beatrice	1969	NGR	AUSTIN	07 MAY 1988
CR	6.25 UMELO Grace	1978	ALG	IBADAN	1997

RANK	BIB	SURNAME & NAME	NOC	ORD	1	2	3	4	5	6	7	MARK	POINTS	TOT.PT
1	387	OSINBANJO Temidayo	NGR	6	5.38	5.33	5.66					5.66	747	3722
					+1.5	-0.3	+0.1					+0.1		
2	369	KRUQUER Kaiqtion	NAM	1	5.42	5.39	5.43					5.43	680	3580
					-0.8	+0.8	+1.6					+1.6		
3	394	DU TOIT Nienka	RSA	4	4.79	4.60	5.17					5.17	606	3552
					+0.2	-0.4	-1.4					-1.4		
4	432	MARC Celine	MRI	5	4.93	4.88	5.06					5.06	576	2846
					+1.0	0.0	+0.6					+0.6		
5	358	KILLOU Nahid	MAR	3	4.59	4.99	4.95					4.99	557	2900
					-1.6	+1.6	-2.6					+1.6		
6	251	AINOUCHE Ania	ALG	7	4.77	4.79	4.95					4.95	546	2876
					+4.0	+1.3	+0.8					+0.8		
7	355	EL GHALI Nezha	MAR	2	4.60	3.83	X					4.60	454	2728
					-3.3	-1.3	-2.2					-3.3		

Starting order	1	2	3	4	5	6	7							
	369	355	358	394	432	387	251							

Details:

Start time:14:00
Finish Time:14:30

Temperature:+24°C
Temperature:+24°C

Humidity:23%
Humidity:23%

Issued: 08/03/2015 at 14:29

Legend

DQ = Disqualified
DNF = Did Not Finish
X = Failed

DNS = Did Not Start
NM = No Mark





CAA 12th African Junior Athletics Championships



RESULTS RÉSULTATS AFTER 5 EVENTS - APRÈS 5 ÉPREUVES

RANK	BIB	SURNAME & NAME	NOC									BEHIND
POS	DOS	NOM ET PRENOM	NAT	100Hs	HJ	SP	200m	LJ	JT	800m		ÉCART
			ANNEE									



Heptathlon - Women - Final Heptathlon - Dames - Finale

WJR	6542	KLUFT Carolina	1983	SWE	MUNCHEN	10 AUG 2002
AJR	5868	ROBBESON Justine	1985	RSA	GROSSETO	17 JUL 2004
CR	5366	SIMPSON Margaret	1981	GHA	TUNIS	1999

1	387	OSINBANJO Temidayo	NGR	14.37 (-1.9) 927(1) 1628(2)	1.57 701(3) 2125(2)	9.51 497(3) 2125(2)	25.40 (-2.1) 850(1) 2975(1)	5.66 (+0.1) 747(1) 3722(1)	3722
2	369	KRUQUER Kaiqtion	NAM	15.68 (-1.9) 754(3) 1633(1)	1.72 879(1) 2071(3)	8.60 438(4) 2071(3)	25.64 (-2.1) 829(2) 2900(3)	5.43 (+1.6) 680(2) 3580(2)	3580 142
3	394	DU TOIT Nienka	RSA	15.07 (-1.9) 832(2) 1568(3)	1.60 736(2) 2233(1)	12.06 665(1) 2233(1)	26.98 (-2.1) 713(4) 2946(2)	5.17 (-1.4) 606(3) 3552(3)	3552 170
4	358	KILLOU Nahid	MAR	16.74 (-1.9) 626(7) 1292(7)	1.54 666(4) 1292(7)	10.40 556(2) 1848(4)	29.82 (-2.1) 495(7) 2343(4)	4.99 (+1.6) 557(5) 2900(4)	2900 822
5	251	AINOUCHE Ania	ALG	15.89 (-1.9) 728(5) 1294(6)	1.45 566(6) 1709(5)	8.24 415(5) 1709(5)	28.12 (-2.1) 621(6) 2330(5)	4.95 (+0.8) 546(6) 2876(5)	2876 846
6	432	MARC Celine	MRI	16.30 (-1.9) 678(6) 1344(4)	1.54 666(4) 1344(4)	6.05 274(6) 1618(6)	27.73 (-2.1) 652(5) 2270(7)	5.06 (+0.6) 576(4) 2846(6)	2846 876
7	355	EL GHALI Nezza	MAR	15.84 (-1.9) 734(4) 1300(5)	1.45 566(6) 1300(5)	5.65 249(7) 1549(7)	26.84 (-2.1) 725(3) 2274(6)	4.60 (-3.3) 454(7) 2728(7)	2728 994

Legend

DQ = Disqualified
DNF = Did Not Finish

DNS = Did Not Start
NM = No Mark






CAA 12th African Junior Athletics Championships



RESULTS RÉSULTATS

RANK BIB SURNAME & NAME NOC ORD - 1 - - 2 - - 3 - - 4 - - 5 - - 6 - MARK POINTS TOT.PT
 DATE OF BIRTH
 POS DOS NOM ET PRENOM NAT ORD - 1 - - 2 - - 3 - - 4 - - 5 - - 6 - MESURE POINTS TOT.PT
 DATE DE NAISS.



Javelin Throw - Heptathlon Lancer du javelot - Heptathlon

Heptathlon WJR	6542 KLUFT Carolina	1983	SWE	MUNCHEN	10 AUG 2002
Heptathlon AJR	5868 ROBBESON Justine	1985	RSA	GROSSETO	17 JUL 2004
Heptathlon CR	5366 SIMPSON Margaret	1981	GHA	TUNIS	1999

WJR	63.01 REBRYK Vira	1989	UKR	BYDGOSZCZ	10 JUL 2008
AJR	58.33 VILJOEN Sunette	1983	RSA	POTCHEFSTROO	07 FEB 2002
CR	54.55 BRITS Tazmin	1991	RSA	BAMBOUS	2009

1	394	DU TOIT Nienka	RSA	3	X	30.96	34.80											34.80	568	4120	
2	369	KRUQUER Kaiqtion	NAM	6		26.69	24.51	25.61											26.69	414	3994
3	387	OSINBANJO Temidayo	NGR	4		20.13	21.70	26.48											26.48	410	4132
4	358	KILLOU Nahid	MAR	1		X	X	26.36											26.36	408	3308
5	251	AINOUCHE Ania	ALG	7		26.31	24.57	X											26.31	407	3283

NOT RANKED

355	EL GHALI Nezza	MAR	2		X	X	X														NM
432	MARC Celine	MRI	5		X	X	X														NM

Starting order	1	2	3	4	5	6	7														
	358	355	394	387	432	369	251														

Details: Start time:15:20 Temperature:+24°C Humidity:18%
 Finish Time:15:50 Temperature:+25°C Humidity:18%

Issued: 08/03/2015 at 15:58

Legend

DQ = Disqualified
 DNF = Did Not Finish
 X = Failed
 DNS = Did Not Start
 NM = No Mark





CAA 12th African Junior Athletics Championships



RESULTS RÉSULTATS AFTER 6 EVENTS - APRÈS 6 ÉPREUVES

RANK	BIB	SURNAME & NAME	NOC									BEHIND
POS	DOS	NOM ET PRENOM	NAT	100Hs	HJ	SP	200m	LJ	JT	800m		ÉCART
			ANNEE									



Heptathlon - Women - Final Heptathlon - Dames - Finale

WJR	6542	KLUFT Carolina	1983	SWE	MUNCHEN	10 AUG 2002
AJR	5868	ROBBESON Justine	1985	RSA	GROSSETO	17 JUL 2004
CR	5366	SIMPSON Margaret	1981	GHA	TUNIS	1999

RANK	BIB	SURNAME & NAME	NOC	100Hs	HJ	SP	200m	LJ	JT	800m	BEHIND
1	387	OSINBANJO Temidayo	NGR	14.37 (-1.9) 927(1)	1.57 701(3)	9.51 497(3)	25.40 850(1)	5.66 747(1)	26.48 410(3)		4132
					1628(2)	2125(2)	2975(1)	3722(1)	4132(1)		
2	394	DU TOIT Nienka	RSA	15.07 (-1.9) 832(2)	1.60 736(2)	12.06 665(1)	26.98 713(4)	5.17 606(3)	34.80 568(1)		4120 12
					1568(3)	2233(1)	2946(2)	3552(3)	4120(2)		
3	369	KRUQUER Kaiqtion	NAM	15.68 (-1.9) 754(3)	1.72 879(1)	8.60 438(4)	25.64 829(2)	5.43 680(2)	26.69 414(2)		3994 138
					1633(1)	2071(3)	2900(3)	3580(2)	3994(3)		
4	358	KILLOU Nahid	MAR	16.74 (-1.9) 626(7)	1.54 666(4)	10.40 556(2)	29.82 495(7)	4.99 557(5)	26.36 408(4)		3308 824
					1292(7)	1848(4)	2343(4)	2900(4)	3308(4)		
5	251	AINOUCHE Ania	ALG	15.89 (-1.9) 728(5)	1.45 566(6)	8.24 415(5)	28.12 621(6)	4.95 546(6)	26.31 407(5)		3283 849
					1294(6)	1709(5)	2330(5)	2876(5)	3283(5)		
6	432	MARC Celine	MRI	16.30 (-1.9) 678(6)	1.54 666(4)	6.05 274(6)	27.73 652(5)	5.06 576(4)	NM 0		2846 1286
					1344(4)	1618(6)	2270(7)	2846(6)	2846(6)		
7	355	EL GHALI Nezza	MAR	15.84 (-1.9) 734(4)	1.45 566(6)	5.65 249(7)	26.84 725(3)	4.60 454(7)	NM 0		2728 1404
					1300(5)	1549(7)	2274(6)	2728(7)	2728(7)		

Legend

DQ = Disqualified
DNF = Did Not Finish

DNS = Did Not Start
NM = No Mark





CAA 12th African Junior Athletics Championships



RESULTS RÉSULTATS

RANK	BIB	SURNAME & NAME	NOC	DATE OF BIRTH	LANE	R.T.	TIME	POINTS TOT.PT
POS	DOS	NOM ET PRENOM	NAT	DATE DE NAISS.	CLR	T.R.	TEMPS	POINTS TOT.PT



800 m - Heptathlon 800 m - Heptathlon

Heptathlon WJR	6542	KLUFT Carolina	1983	SWE	MUNCHEN	10 AUG 2002
Heptathlon AJR	5868	ROBBESON Justine	1985	RSA	GROSSETO	17 JUL 2004
Heptathlon CR	5366	SIMPSON Margaret	1981	GHA	TUNIS	1999
WJR	1:54.01	JELIMO Pamela	1989	KEN	ZÜRICH	29 AUG 2008
AJR	1:54.01	JELIMO Pamela	1989	KEN	ZURICH	29 AUG 2008
CR	1:56.72	SEMENYA Caster	1991	RSA	BAMBOUS	2009

1	355	EL GHALI Nezha	MAR		7	2:24.90	758	3486
2	369	KRUQUER Kaiqtion	NAM		4	2:33.74	647	4641
3	387	OSINBANJO Temidayo	NGR		5	2:34.87	633	4765
4	251	AINOUCHE Ania	ALG		2	2:42.50	545	3828
5	394	DU TOIT Nienka	RSA		3	2:59.50	370	4490
6	432	MARC Celine	MRI		1	3:27.99	149	2995
7	358	KILLOU Nahid	MAR		6	3:28.00	149	3457

Intermediate (Bib and time):

400 m : 355 1:06.43

Details:

Start time:17:17

Temperature:+24°C

Humidity:21%

Issued: 08/03/2015 at 17:22

Legend

DQ = Disqualified
DNF = Did Not Finish

DNS = Did Not Start
Fn = False Start





CAA 12th African Junior Athletics Championships



MEDALS TABLE TABLEAU DES MEDAILLES

RANK	CODE	NOC	GOLD			SILVER			BRONZE			TOTAL		
			M	W	TOT	M	W	TOT	M	W	TOT	M	W	TOT
POS	CODE	NATION	OR			ARGENT			BRONZE			TOTAL		
			H	D	TOT	H	D	TOT	H	D	TOT	H	D	TOT
1	NGR	NIGERIA	4	8	12	3	5	8	3	4	7	10	17	27
2	RSA	SOUTH AFRICA	2	7	9	3	4	7	4	3	7	9	14	23
3	ETH	ETHIOPIA	1	5	6	4	8	12	5	5	10	10	18	28
4	EGY	EGYPT	4	1	5	2	3	5	1	2	3	7	6	13
5	KEN	KENYA	3	1	4	5		5	1	2	3	9	3	12
6	ALG	ALGERIA	2		2	1		1	2		2	5		5
7	BOT	BOTSWANA	2		2	1		1				3		3
8	MAR	MOROCCO	1		1		1	1	2	1	3	3	2	5
9	UGA	UGANDA	1		1					2	2	1	2	3
10	TUN	TUNISIA	1		1					1	1	1	1	2
11	ZIM	ZIMBABWE				1		1				1		1
	CIV	COTE D'IVOIRE				1		1				1		1
	NAM	NAMIBIA					1	1					1	1
14	ZAM	ZAMBIA							1		1	1		1
	CGO	CONGO							1		1	1		1
	MAD	MADAGASCAR							1		1	1		1
TOTAL			21	22	43	21	22	43	21	20	41	63	64	127





CAA 12th African Junior Athletics Championships



NOC RANKING BY POINTS CLASSEMENT DES DÉLÉGATIONS PAR POINTS

RANK	CODE	NOC	POINTS
POS	CODE	NATION	POINTS
1	ETH	ETHIOPIA	349.0
2	NGR	NIGERIA	249.0
3	RSA	SOUTH AFRICA	221.0
4	EGY	EGYPT	146.0
5	KEN	KENYA	137.0
6	MAR	MOROCCO	67.0
7	ALG	ALGERIA	57.0
8	BOT	BOTSWANA	45.0
9	UGA	UGANDA	26.0
10	CIV	COTE D'IVOIRE	26.0
11	SUD	SUDAN	21.0
12	RWA	RWANDA	18.0
13	GAM	THE GAMBIA	18.0
14	DJI	DJIBOUTI	18.0
15	TUN	TUNISIA	14.0
16	MLI	MALI	13.0
17	SEY	SEYCHELLES	10.0
18	BDI	BURUNDI	10.0
19	CGO	CONGO	9.0
	MAD	MADAGASCAR	9.0
21	ZAM	ZAMBIA	8.0
22	ZIM	ZIMBABWE	7.0
	NAM	NAMIBIA	7.0
24	MRI	MAURITIUS	6.0
25	TAN	TANZANIA	5.0
26	CMR	CAMEROON	5.0
27	BUR	BURKINA FASO	4.0
	BEN	BENIN	4.0
29	SOM	SOMALIA	4.0
30	SEN	SENEGAL	3.0
	SWZ	SWAZILAND	3.0
32	ANG	ANGOLA	2.0

